



UNILOCK[®]
DESIGNED TO CONNECT.

2019
PAVERS AND WALLS

An aerial view of a luxurious outdoor living space. In the center is a swimming pool with a curved, stone-tiled deck. A large red patio umbrella stands near the pool. The pool is enclosed by a black metal fence with stone pillars. To the right, there is a patio area with a table and chairs, also featuring a red umbrella. The background shows a green lawn, a row of tall cypress trees, and a body of water in the distance. The foreground is dominated by a large, light-colored stone wall and a garden with various plants and flowers.

DREAM

SOMETHING FOR EVERYONE

Whether you're dreaming of an intimate patio, a practical driveway or a luxurious outdoor living space, Unilock® has a variety of paver and wall options to choose from.



Driveways
Entrances & Walkways
Outdoor Living
Pool Decks





OPPOSITE

PAVER: Natural Stone (Indian Coast) with Natural Stone (Black River) accents

WALL AND PILLARS: Lineo[®] Dimensional Stone (Granite Blend)

LEFT

PAVER: Natural Stone (Stone Cliff Grey)

GRILL ISLAND AND FIREPIT: Rivercrest[™] Wall (Buff) and Rivercrest Firepit Kit (Buff)

RIGHT

PAVER: Richcliff[™] (Pebble Taupe and Dawn Mist Blend) with Cophorne[™] (3 Color Blend) accent

SEAT WALL AND FIREPIT: Brussels Dimensional Stone[™] (Limestone) and Ledgestone[™] (Buff) steps





OPPOSITE

PAVER: Artline™ (Granite Fusion)

STEPS AND PILLARS: Brussels Dimensional Stone® (Limestone) with Natural Stone coping

TOP

PAVER: Umbriano® (Summer Wheat) with Town Hall® (Burnt Clay) accent and paver rug

STEPS: Natural Stone (Indian Coast) with Natural Stone (Indian Coast) coping

BOTTOM

Courtstone® (Basalt) with Copthorne® (3 Color Blend) and Brussels Block® (Sandstone) accents





OPPOSITE

PAVER: Umbriano® (French Grey) with Town Hall® (Basalt) accent

SEAT WALL AND FIRE FEATURE: U-Cara® (Granite Fusion) Pitched Face with U-Cara (Opal Blend) Smooth Face accent and Universal (Light Grey) coping

PLANTERS AND STEPS: U-Cara (Granite Fusion) Pitched Face with U-Cara (Opal Blend) Smooth Face accent and Universal (Light Grey) coping

PILLARS: U-Cara (Opal Blend) Smooth Face with U-Cara (Granite Fusion) Pitched Face accent and Ledgestone™ (Grey) pillar caps

TOP

PAVER: Beacon Hill™ Flagstone (Almond Grove Fusion) with Copthorne® (Basalt) accent and walkway

WALL, PILLARS AND GRILL ISLAND: Rivercrest® Wall (Buff) with Natural Stone coping

BOTTOM

Artline (Umbriano® Finish - Midnight Sky and Winter Marvel - custom order) with Series™ (Black Granite) accent



TOP

LOWER PAVER: Richcliff (Dawn Mist) with Courtstone® (Basalt) accent

GRILL ISLAND, WALL AND WATER FEATURE: Brussels Dimensional Stone® (Limestone) with Natural Stone (Black River) coping

BOTTOM

PAVER: Richcliff® (Dawn Mist) with Brussels Block® (Sandstone) accent

FIREPLACE: Lineo® Dimensional Stone (Granite Blend) with Series™ (Black Granite) accent and Ledgestone™ (Grey) coping

SEAT WALL: Rivercrest® Wall (Coastal Slate) with Ledgestone™ (Grey) coping

OPPOSITE

WALL: U-Cara® (Granite Fusion Pitched Face) with (Opal Blend Smooth Face) accent and Natural Stone step treads and coping

PAVER: Beacon Hill™ Smooth (Opal Blend) with Copthorne® (Basalt) accent









OPPOSITE

Tribeca Cobble™ (Crystalline Basalt) with Tribeca Cobble (Peppered Granite) accent and Copthorne® (3 Color Blend) insert

TOP


PAVER: Copthorne® (3 Color Blend) with Brussels Block® (Sierra) accent

PILLARS: Brussels Dimensional Stone® (Sierra) with Brussels Fullnose™ (Sierra) coping

BOTTOM

PAVER: Richcliff® (Dawn Mist and Pebble Taupe) with Courtstone® (Basalt) accent

WALL: Lineo® Dimensional Stone (Granite Blend) with Lineo Dimensional Stone (Midnight Charcoal) accent and Natural Stone (Stone Cliff Grey) coping





TOP
Beacon Hill™ Smooth (Opal Blend)

BOTTOM
PAVER: Beacon Hill Smooth Slab
(Granite Fusion - 21 x 28)

OPPOSITE
Richcliff® (Dawn Mist)









OPPOSITE

PAVER: Umbriano (Winter Marvel) with Town Hall™ (Basalt)

GRILL ISLAND, PILLARS AND FIREPIT: Rivercrest® Wall (Coastal Slate) with Cophorne® (Basalt) accent and Ledgestone™ (Grey) coping and pillar caps

TOP

PAVER: U-Cara® (Granite Fusion Pitched) with Umbriano® (Midnight Sky) accent and Natural Stone (Greyfield) coping

PAVERS: Umbriano® (Winter Marvel) with Cophorne (Basalt) accent

BOTTOM

PAVER: Umbriano (Summer Wheat) with Series™ (Black Granite) accent and Artline™ (Georgian Sunset Fusion) circle inset with Series (Black Granite) accent

SEAT WALL, PILLARS AND FIREPIT: Brussels Dimensional Stone® (Sierra) with Series (Black Granite) accent and Ledgestone (Buff) coping and pillar caps





OPPOSITE
 Umbriano® (Summer Wheat) with Town Hall™ (Burnt Clay) accent and Natural Stone (Indian Coast) step

TOP
 Beacon Hill™ Flagstone (Tuscany) with Copthorne® (Basalt) accent

BOTTOM
PAVER: Thornbury™ (Almond Grove)
FIRE FEATURE: Rivercrest® Wall (Coastal Slate) with Natural Stone (Black River) coping



TOP

PAVER: Beacon Hill™ Flagstone (Almond Grove Fusion) with Umbriano® (Midnight Sky) accent

WALL, PILLARS, GRILL ISLAND AND FIREPLACE: Rivercrest® Wall (Coastal Slate) with Copthorne® (Basalt) accent and Ledgestone™ (Grey) coping and pillar caps

BOTTOM

PAVER: Umbriano® (Summer Wheat) with Town Hall® (Burgundy Red) accent and walkway with Ledgestone™ (Buff) treads

WALL, GRILL ISLAND, PILLARS AND FIREPLACE: Brussels Dimensional Stone® (Sierra) with Town Hall (Burgundy Red) accent and Ledgestone (Buff) coping and pillar caps

OPPOSITE

Town Hall® (3 Color Blend - Burgundy Red, Burnt Clay and Old Oak and Heritage Red)







TOP
Umbriano® (Summer Wheat) and
Courtstone® (Basalt) accent and driveway

BOTTOM
Thornbury™ (Sierra) with Town Hall®
(Basalt) accent

OPPOSITE
PAVER: Town Hall® (3 Color Blend) with
Brussels Block® (Sandstone) accent and
walkway
WALL AND STEPS: Rivercrest® Wall (Buff)
and LedgeStone™ (Buff) coping







AWARDS
OF EXCELLENCE
BEST IN SHOW

Unilock Awards of Excellence **BEST IN SHOW**

At Unilock®, we believe the beauty of our products can only be fully realized through the outstanding design and installation skills of professional contractors. Because of this, we recognize and celebrate the best in design and installation with our annual Unilock Awards of Excellence competition. In place since 1994, the AOE is held at each Unilock location and showcases the best projects amongst hundreds of entries across various categories. For the past three years we have awarded a Best in Show prize to the most outstanding overall project, selected from all our regional winners across the U.S. and Canada.

This year's Best in Show winner is Ramos Masonry from Johnston, Rhode Island. They designed and installed this impressive driveway and pool deck. Instead of using one paver throughout, they used multiple pavers to add layers of visual interest. The driveway entrance featuring Tribeca Cobble and Courtstone, is used as a transition to the courtyard area, covered entirely in Thornbury. In addition to the driveway, Ramos Masonry also created a stunning pool deck and patio using Unilock Natural Stone.



BEST IN SHOW

OPPOSITE:
Thornbury™ (Almond Grove) with
Courtstone® (Belgian Blue) accent

TOP:
Natural Stone (Stone Cliff Grey) with
Natural Stone (Black River) coping

BOTTOM:
Tribeca Cobble™ (Crystalline Basalt)
with Courtstone® (Dawn Mist) accent





LEARN

LOOK BEYOND THE SURFACE

There's more to a successful project than what you see on the finished surface. The construction of the base and the technology that goes into the products you choose, will determine how it looks in the years to come.



Unilock Technologies
Construction 101
Permeable Paving
Commercial Projects

LEARN

UNILOCK®

THE ORIGINAL AND STILL THE BEST

All products are NOT created equal. Many products look great when they're first installed, but after time the difference in quality shows. For over 45 years, the very best designers and contractors have relied on Unilock to supply cutting edge paving and wall products that enable them to build extraordinary projects that stand the test of time.

Today, we remain the **only company** in North America with memberships in Eurobeton and Stein + Design, two **prestigious European concrete product innovation groups**. These exclusive relationships continue to put us on the leading edge of style and technology.



CONCRETE AT ITS BEST



GOOD CLASSIC

Our budget-friendly, Unilock Classic pavers and walls are manufactured to exceed ASTM standards for quality and strength. Available in classic shapes and styles, these products utilize a traditional **product mix of large and small aggregates** that's consistent from top to bottom with color mixed throughout.

BETTER ENDURACOLOR™

The refined surface of Unilock EnduraColor products is achieved with a **two step manufacturing process** that combines a base of coarser aggregates for a **stronger foundation**, with concentrated color and **wear-resistant finer aggregates on top**. This process protects the surface from the appearance of fading over time because the top layer prevents large, lighter color aggregates from ever showing through.


BEST ELEGANCE™

Deep, rich colors and a multitude of **unique Reala™ textures** combine to deliver the timeless beauty of Unilock Elegance. From the timeworn look of European cobblestones, to the classic luxury of riven natural stone slabs, our Elegance collection offers styles you can't get anywhere else, and thanks to Ultima Concrete, the look you purchase is the look that will last, with up to **4x the strength** of poured in place concrete.



The cost of pavers is only a small portion of the overall project budget.

DON'T COMPROMISE



EXCLUSIVE UNILOCK® TECHNOLOGIES

REALA™

A multitude of natural stone surfaces, brick and historic cobblestones were cast to create Unilock products utilizing Reala technology. The result is a wide variety of authentic textures with consistent dimensions which are more cost efficient to install.

REALA TECHNOLOGY PRODUCTS:
 COPTHORNE®, COURTSTONE®, RICHCLIFF®, RIVERCREST® WALL AND TOWN HALL®



ULTIMA™

Only Unilock has the technology to manufacture Ultima Concrete here in North America, resulting in pavers and walls with up to four times the strength of poured concrete. The look you purchase is the look that will last.

ULTIMA CONCRETE TECHNOLOGY PRODUCTS:
 COPTHORNE®, COURTSTONE®, RICHCLIFF® AND TOWN HALL®



COLORFUSION™

Color and granite particles are randomly dispersed using proprietary ColorFusion technology to achieve a unique mottled surface that resembles natural granite.

COLORFUSION TECHNOLOGY PRODUCTS:
 UMBRIANO® AND U-CARA®



EASYCLEAN™

Unlike after-market sealers which merely coat the top, EasyClean goes beyond the surface and becomes integral to the product during manufacturing. The result is enhanced surface color and protection from stains.

EASYCLEAN STAIN RESISTANCE PRODUCTS:
 SENZO® AND UMBRIANO®

There are two EasyClean Factors (CF) to choose from:

CLEAN FACTORS (CF)	CF 90	CF 100
Pavers are pre-sealed at the factory	*	*
Enhanced resistance to weathering	*	*
Reduced dirt absorption	*	**
Stains from leaves, coffee, ketchup, mustard, wine and BBQ oils are easier to remove	*	**

LEARN

CONSTRUCTION 101

The long-term performance of your project is determined by the **quality of the work** that's done to prepare the base **below** your pavers and walls.



A proper base will ensure that your pavers and walls won't settle or shift out of place with freeze-thaw cycles.

1 | EXCAVATION

The first step in any project is excavation of grass and topsoil.

The depth will depend on two factors:

- | **Soil Type** - Clay soil requires deeper excavation; sandy soil requires less.
- | **Use** - Heavy loads like driveways and retaining walls require deeper excavation; lighter loads like patios and walkways require less. Depth of excavation can be reduced by adding DriveGrid™ once the soil has been removed.

2 | GRAVEL BASE

The excavated area will be filled with a **gravel base**.

This gravel base needs to be:

- | **Strong enough** to handle the load of whatever is placed on the surface.
- | **Free draining** so that water drains out of the base into the subsoil. Retaining walls may require a perforated drain pipe in the gravel base to direct water away from the base of the wall.
- | **Extended** at least six inches beyond the edges of the finished paver surface.
- | **Compacted** in several layers, using the proper equipment.

3 | BEDDING LAYER

A 1" (25mm) layer of sand or tiny stone chips is spread out and smoothed on top of the solid gravel base. This layer allows paver or wall units to be leveled or sloped for smoothness and drainage. Some contractors may recommend a poured concrete surface instead of a typical bedding layer, which is fine as long as the concrete is accurately poured and sits on a stable and well-drained base. **Note:** *Once concrete is poured, the height of paver or wall units can no longer be adjusted.*

4 | RESTRAINT SYSTEM

For pavers, an edge restraint will be secured with long metal spikes to prevent perimeter pavers from drifting out. For walls, glue may be used to secure rows of blocks and for larger retaining walls may require geogrid may be used every few layers to secure the wall into the soil that is being retained.

5 | JOINT MATERIAL

The color you choose for joint material impacts the overall aesthetic. It also plays an important role between pavers, in keeping weeds and other debris out. Your contractor can help you decide which joint material is right for your project.



BLACK SAND



TAN SAND



GREY SAND

Visit [Unilock.com](https://www.unilock.com) for joint material recommendations by product.

There are two types of joint material to choose from:

Basic Jointing Sand - Years ago, this was the only joint material available. As it wore away, issues with weeds could arise. If you choose a basic sand, we recommend that you use a joint stabilizing sealer and be prepared to replenish the sand when needed.

Polymeric Sand - This special sand stays in place longer because it is combined with a binding agent. However, it's not right for every project and needs to be installed with care to prevent hazing.

6 | SEALING

Unilock pavers will be durable with, or without, a sealer. Some homeowners choose to apply a sealer to enhance the color of the pavers, while others choose to appreciate the color of the pavers as they are. Some Unilock pavers are sold factory sealed. If you choose to seal, you should plan to re-seal every 3-5 years.

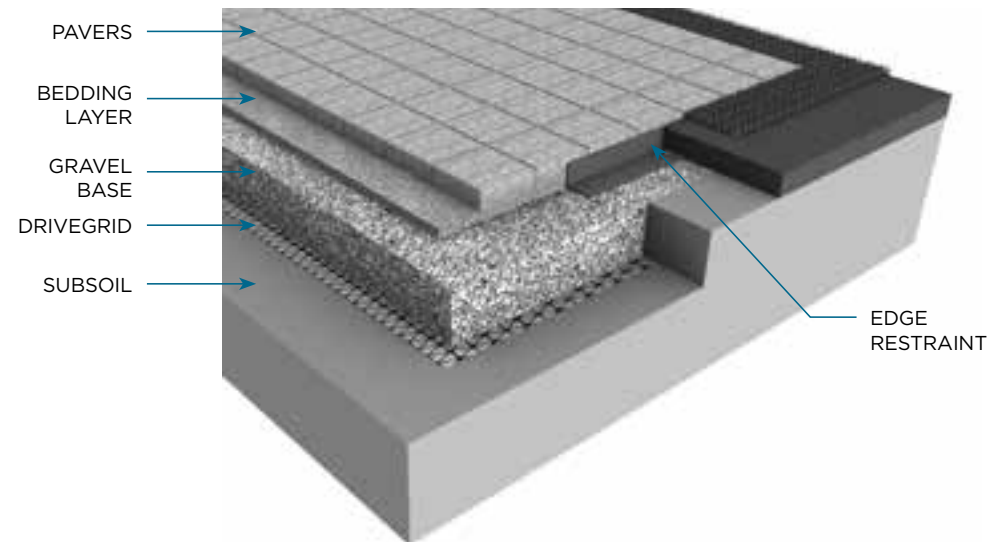


REMEMBER A quality project relies on a quality foundation. We recommend hiring a professional contractor.

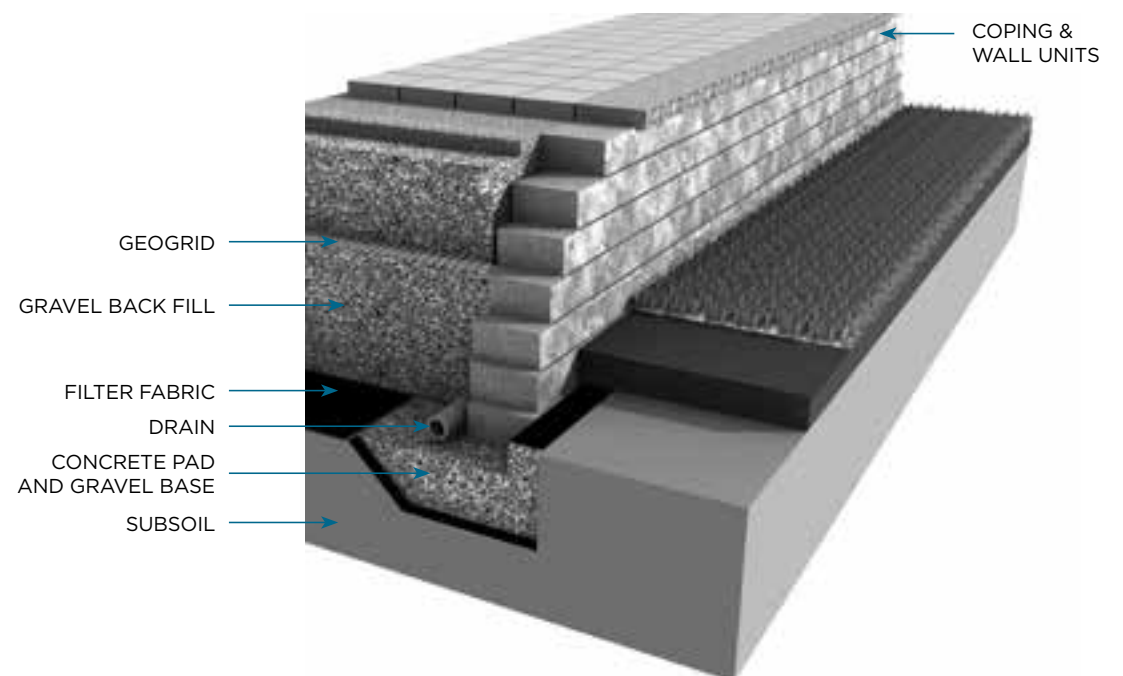
Need help finding a qualified contractor?

Call us at **1-800-UNILOCK** or register online at **Unilock.com** and we'll match you with a Unilock® Authorized Contractor in your area.

PAVER CONSTRUCTION



WALL CONSTRUCTION





PERMEABLE PROJECTS A GREENER CHOICE!


More and more homeowners are installing **permeable** paver projects to help direct rainwater away from storm sewer systems and back into the **natural ecosystem**.

We take pride in offering the widest selection of permeable pavers in North America. From traditional finishes such as Town Hall®, the only rustic style permeable paver in North America, to the contemporary styling of Eco-line®, there is a permeable Unilock product to suit any project.



Look for these Unilock Permeable Products:

Town Hall®
Tribeca Cobble™
Eco-Line®
Eco-Optiloc™
Eco-Priora™
Eco-Promenade®

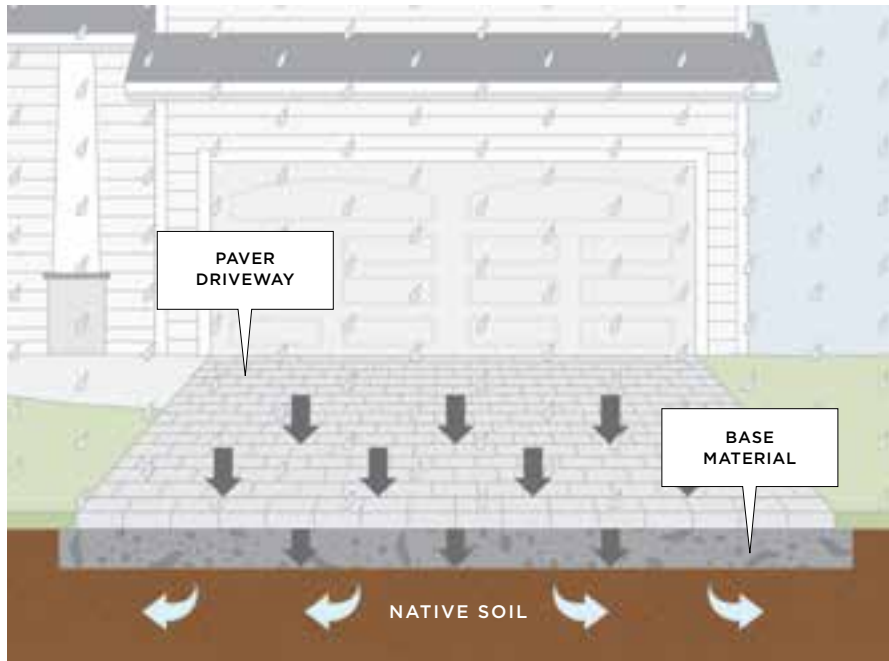


The pavers used in a permeable installation look similar to traditional pavers, but are made with extra space between them so rainwater can more easily flow back into the earth below.

Special materials are used in the permeable base and joints to encourage water to flow through.



Some homeowners install rainwater collection systems underneath their paver projects to supply water to in-ground sprinkler systems!



INTERESTING FACT Permeable pavers will accumulate less ice because water drains from the paver surface before it has time to freeze.

PROJECT MAINTENANCE

WEEDS CAN BE PREVENTED

When a proper base is installed, there is no soil directly beneath your pavers from which weeds can grow. However, if the joints are not kept full with jointing material, it is possible for dirt and weed seeds to blow in from the surrounding area and germinate in the joints.

In the past - a basic sand was the only jointing material available. Unless it was replenished regularly, rain would erode the sand, leaving joints vulnerable to weeds.

Today - new varieties of sand stabilizing compounds and polymeric jointing material are available which **relieves homeowners from this maintenance burden.** See page 31 for more information on jointing material choices.

A SOLID FOUNDATION PREVENTS SETTLING

When the base of your project is properly constructed, water will not accumulate underneath and cause settling. See page 30 for more information on proper construction.

TO SEAL OR NOT TO SEAL

Some homeowners choose to apply a sealer to their project surface when it's finished, to enhance the color of their pavers. Others choose to appreciate the color of the pavers as they are. Unilock pavers will be durable with or without a sealer. If you choose to seal your project after its installed, you should plan to re-seal every three to five years.

THE CHOICE OF DESIGN PROFESSIONALS

The same Unilock® products available to homeowners are relied on by architects, landscape architects and engineers, to create world class commercial spaces across North America.



NAVY PIER, CHICAGO, IL. Designer: James Corner Field Operations



PUBLIC PLAZA AT CN TOWER, TORONTO, ON. Designer: IBI Group L.A. Graham Infrastructure LP.




**NEW YORK STATE PARKS, TERRAPIN POINT
AND CAVE OF THE WINDS, NIAGARA FALLS, NY.** Designer: LA Group



LITTLE CAESARS ARENA, DETROIT, MI. Designer: SmithGroup.



PLYMOUTH ROCK, PLYMOUTH, MA. Designer: BETA Group Inc.



INDIANAPOLIS MOTOR SPEEDWAY, INDIANAPOLIS, IN. Designer: Browning Day Mullins Dierdorf.

THE CHOICE OF THE BEST CONTRACTORS & CRAFTSMEN

Like a good artist needs the right paint, the best contractors use exclusive Unilock colors, textures and styles to showcase their creativity and workmanship.


LEARN

A close-up, high-angle photograph of several rectangular stone pavers. The pavers are arranged in a grid pattern, with some showing signs of wear and discoloration. The lighting is bright, creating strong shadows and highlights on the textured surfaces of the stones.

PLAN

TURN YOUR DREAMS INTO REALITY

If you've never undertaken an outdoor landscaping project before, it can feel overwhelming. We're here to help. The pages in this section are designed to help you plan for a successful project.

A photograph of a succulent plant in a concrete planter on a stone patio. The succulent is a green, fleshy-leaved plant with some purple-tinted leaves. The planter is a simple, light-colored concrete block. The patio is made of large, rectangular, light-colored stone tiles with dark grout. The background is a plain, light-colored wall.

Choosing a Contractor
Project Management Tips
Design Considerations
Outdoor Idea Center

CHOOSING A CONTRACTOR

Choosing the right contractor for your project is the most **important decision**. Even the best materials can be spoiled by poor installation and workmanship.

WORKMANSHIP

- Ask to see projects the contractor completed more than two years ago so you can see **how their work holds up** over time.
- Are the pavers laid in a way that minimizes awkward cuts? Are the curves of the project cut in a way that minimizes large gaps?
- Have edge restraints been used and still in place?
- How long does the contractor **guarantee** the work? How many warranty claims has the company had in the past two years?

SUB-CONTRACTING

Some contractors will hire other companies to perform parts of the work, like lighting and irrigation. Be sure to ask the contractor about these sub-contractors and how they will be managed.

RELEVANT EXPERIENCE

- How long has the contractor been installing pavers and walls?
- Has the contractor installed projects in the past with the features you're considering (e.g., a raised patio, retaining wall or water feature)?

BASE PREPARATION

- What are the contractor's base preparation methods? What materials are used and why?
- Is there a standard procedure for base preparation or will the contractor assess **your site's unique needs**?



HAVING TROUBLE FINDING A CONTRACTOR?

Contact us at **1-800-UNILOCK** or register online at **Unilock.com** to take advantage of our Unilock® Authorized Contractor referral program. We'll match you with a local contractor who is guaranteed to do the job right.

TIMING

- Ask the contractor how far in advance they are booking projects and **how long your project might take**.
- What is the contractor's payment terms?
- Is an upfront deposit required to **secure the timing** of the project?

DOCUMENTATION

- Does the contractor have the **proper licensing** for their work?
- Does the contractor have **liability insurance** and are employees covered by Workers Compensation?
- Will there be permits required for the job and if so, who is responsible to secure them?

COMPATIBILITY

- Do you like this contractor? Can you **easily communicate** and understand each other? Is this someone you can trust?
- Ask if the person you're meeting will be on site throughout the project or if someone else in the company will be your day-to-day contact person.
- Contacting **references** can help you understand how the contractor operates throughout a project.



DESIGN

- Does the contractor offer a **design service**? Is there a cost for this? Is the design hand drawn or rendered in 3D?
- Are the contractor's designs something you would like for your project?

PROJECT MANAGEMENT TIPS

1 | BUDGET

Ask your contractor to provide **good/better/best versions** of the project, or perhaps a budget that phases your project into several stages. Some contractors can even offer **payment plans** so you don't have to pay for your project right away.

2 | TIMELINE

Be sure to tell your contractor if there is a **deadline** by which the project absolutely must be completed. Rainy weather sometimes impacts the timing of projects, so be sure to understand what happens in the event of a delay.

3 | GROUND RULES

Your contractor's crew will be on your property on a daily basis. Agree to **ground rules** before the project begins. What time will work begin and end each day? What is their daily clean up routine? Where will products and equipment be stored on the site? Will they require access to your home or garage?

4 | COMMUNICATION

Establish in advance **who to contact if you have concerns** and how often you'd like your contractor to provide you with updates. If you notice something that doesn't look right on your project, be sure to let your contractor know right away.

5 | CHANGES

Even the best managed projects occasionally run into unforeseen circumstances. Be sure to understand the contractor's procedure for handling changes.

6 | PROJECT WRAP UP

If you're happy with the completed project, be sure to recommend your contractor to friends and neighbors, and **don't forget to register for your Unilock product warranty** at Unilock.com.

DESIGN CONSIDERATIONS

OUTDOOR LIVING

EXPAND YOUR HOME

A new outdoor living space can **add functional square footage** to your existing home by providing a new space to relax and entertain. Consider first how you would like to use the space, and then design it as an extension of your interior decorating style. Even a small space can appear bigger by using different paver colors, paver borders, elevation changes and seat walls to define distinct areas for cooking, eating and relaxing.

OUTDOOR ROOMS

Fire features are growing in popularity because they add visual interest and warmth that makes the space more enjoyable to use in cooler weather. Lighting installed in gardens, low walls, steps and pillars will also help draw people outside in the evening and adds visual appeal that you can enjoy from inside your home. Snow-covered pillars and walls can make beautiful accents to your property in the winter months.



POOL DECKS

SIZE MATTERS

When planning your pool deck, **four feet is the minimum perimeter** around the pool for basic access. However, if you intend to use the pool deck as a patio for entertaining or sunbathing, you'll need to increase this significantly. Be sure to keep in mind the size of your outdoor furniture; it's typically much bigger than indoor furniture!

SAFETY CONSIDERATIONS

The paver you choose for your pool deck deserves special consideration because you'll be **walking on it in your bare feet!** Be sure to choose a color that **won't absorb too much heat** from the summer sun. A smoother surface is pleasing to walk on, but make sure it's sufficiently **non-slip**. Umbriano® is our most popular choice for pool decks. For the coping around the edge of the pool, avoid products with abrasive edges. A contrasting coping color or inset border is also something to consider, as it helps define the pool edge.



DRIVEWAYS

CURB APPEAL

A paver driveway is **an investment that adds instant curb appeal** and value to your home. When choosing a paver product it's generally a good idea to complement the main color of your home rather than to try to match it. Then, consider borders and accents to draw out specific colors from your home and create continuity. Consider adding vertical features like pillars, planters and decorative walls to further enhance the beauty of your driveway.

THINK GREEN

Permeable pavers **allow rainwater to flow between the joints**, through special base materials and into the subsoil below. This reduces puddling on the driveway surface when it rains, and reduces ice build-up in winter. It also provides a dual "green" benefit; not only does it reduce the amount of water that flows into storm sewers but it also provides moisture to surrounding plant material.



Town Hall



Artline with Lineo Dimensional Stone wall and pillar



Town Hall with Natural stone steps

ENTRANCES

WELCOME GUESTS

A great looking front entrance gives guests a warm welcome. Attractive steps that are wide enough to easily navigate, **low garden walls and planter boxes**, and smartly placed lighting all contribute to a cozy feeling that smooths the transition from the street to your home. As a general rule, the minimum width for any walkway is four feet.

A PLACE TO SIT

Even a modest front yard can usually accommodate a small courtyard seating space, where a morning coffee can be enjoyed or parents can observe their children playing with neighborhood friends.



NEED MORE DESIGN IDEAS? VISIT OUR **UNILOCK OUTDOOR IDEA CENTER**

SEE An expansive display of **Unilock products in a life-size** outdoor setting.

TALK To our **knowledgeable staff** and we'll help you create a plan to achieve the outdoor space you're dreaming about.

TAKE **FREE samples** of Unilock paver and wall products home with you.

HOURS OF OPERATION

APR - JUN MON - WED 9am - 6pm | THURS - FRI 9am - 8pm | SAT - SUN 10am - 4pm

JULY MON - WED 9am - 6pm | THURS - FRI 9am - 8pm | SAT 10am - 4pm

AUG - SEP MON - FRI 9am - 6pm | SAT 10am - 4pm

OCT - NOV MON - FRI 9am - 5pm

287 Armstrong Avenue Georgetown, ON L7G 4X6



 [SEE VIRTUAL TOUR AT UNILOCK.COM](https://www.youtube.com/watch?v=...)

Please feel free to walk around and browse our Outdoor Idea Center at any time. Call **1-800-UNILOCK** or visit **Unilock.com** for more details.

VISUALIZING YOUR PROJECT DESIGN

While there are many contractors and designers who still prefer to draw by hand, more and more plans today are being created digitally and in 3D.

If you're having trouble imagining what your project will look like when it's complete, a 3D design can really help.



HAVING TROUBLE FINDING A CONTRACTOR WHO CAN HELP VISUALIZE YOUR DESIGN? WE CAN HELP.

Contact us at **1-800-UNILOCK** or register online at **Unilock.com** to take advantage of our Unilock® Authorized Contractor referral program. We'll take the time to understand your project, and will match you with a local contractor who offers a 3D design service and is guaranteed to do the job right.

3D Rendering



Completed Job



TRADE UP TO A
**NEW PAVER DRIVEWAY
AND YOU COULD
RECEIVE UP TO**

**\$500 IN
REBATE CASH.**

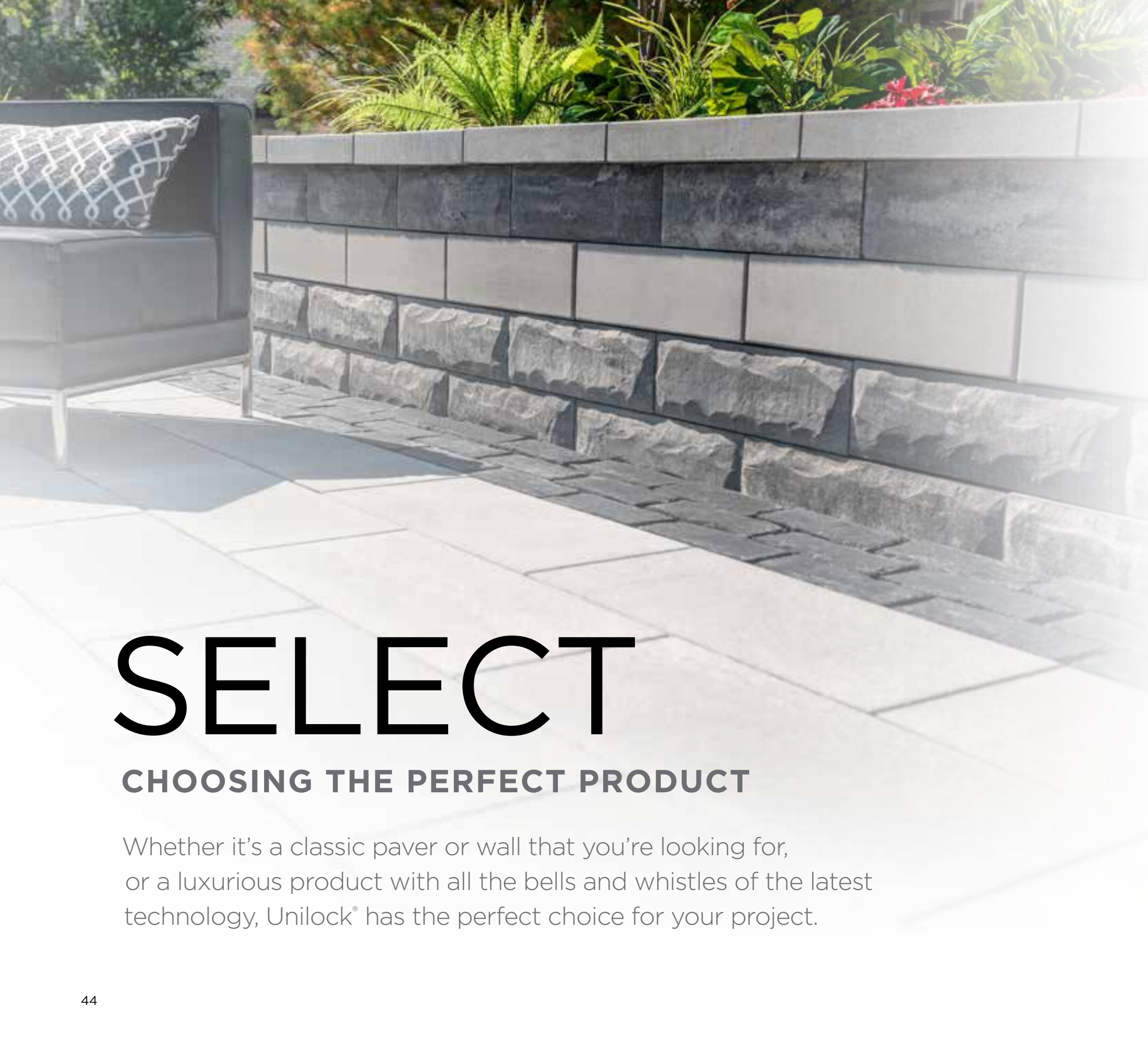
\$500 rebate on projects using more than 1,000 sq ft of Unilock Elegance or EnduraColor products. \$250 rebate on projects using 250-999 sq ft of Unilock Elegance or EnduraColor.

Call 1-800-UNILOCK or visit Unilock.com for rebate details.

**RECEIVE UP TO
\$500 IN CASH**

REBATE APPLIES TO UNILOCK:

- **ELEGANCE**
- **ENDURACOLOR**
- **U-CARA**
- **RIVERCREST WALL LINE OF PRODUCTS**
- **ARCHITEXTURES WALL**
- **WINDERMERE FLAGSTONE AND SMOOTH FINISH**
- **METRO SLAB**



SELECT

CHOOSING THE PERFECT PRODUCT

Whether it's a classic paver or wall that you're looking for, or a luxurious product with all the bells and whistles of the latest technology, Unilock® has the perfect choice for your project.

CLASSIC

Our budget-friendly, Unilock Classic pavers and walls are manufactured to exceed ASTM standards for quality and strength. Available in classic shapes and styles, these products utilize a traditional product mix of large and small aggregates that is consistent from top to bottom with color mixed throughout.

STONEMARK™

The highly detailed surface texture of StoneMark products is created using Reala Technology. Combined with careful color blending, the result is surface texture and color variation resembling natural stone, but with the durability and precision of a manufactured paver or wall product.

ENDURACOLOR™

The refined surface of Unilock EnduraColor products is achieved with a **two step manufacturing process** that combines a base of coarser aggregates for a **stronger foundation**, with concentrated color and **wear-resistant finer aggregates on top**. This process protects the surface from the appearance of fading over time because the top layer prevents large, lighter color aggregates from ever showing through.

PERMEABLE

To reduce the amount of rainwater that flows off the surface of your new pavers and into storm sewers, consider a permeable paving system. Unilock permeable pavers have extra wide joint spaces and are installed on a special aggregate base so water flows through, replenishing the natural ecosystem.

ELEGANCE™

Deep, rich colors and a multitude of unique Reala™ textures combine to deliver the timeless beauty of Unilock Elegance. From the timeworn look of European cobblestones, to the classic luxury of riven natural stone slabs, our Elegance collection offers styles you can't get anywhere else and thanks to Ultima™ Concrete, the look you purchase is the look that will last, with up to 4x the strength of poured in place concrete.







UNILOCK® COLLECTION OF **PAVERS**

From traditional shapes and textures, to the most advanced technology and unique styles, the choices available in our paver collection are unrivaled in the industry.





Cliffside Grey

WINDERMERE™ FLAGSTONE

COLORS*



CLIFFSIDE GREY



IRISH COAST



MAHOGANY



SANDY BEACH

TECHNICAL ADVANTAGES

CLASSIC

DRIVE FRIENDLY

Can handle vehicular loads



LARGE RECTANGLE
21 x 14 x 2¾"
54 x 36 x 7cm



SQUARE
14 x 14 x 2¾"
36 x 36 x 7cm



SMALL RECTANGLE
7 x 14 x 2¾"
18 x 36 x 7cm

RANDOM BUNDLE

Laying patterns can be found on page 148.





Cliffside Grey

NEW FOR 2019

WINDERMERE™ SMOOTH

COLORS*



CLIFFSIDE GREY



IRISH COAST



MAHOGANY



SANDY BEACH

TECHNICAL ADVANTAGES

CLASSIC

DRIVE FRIENDLY

Can handle vehicular loads



LARGE RECTANGLE
21 x 14 x 2 3/4"
54 x 36 x 7cm



SQUARE
14 x 14 x 2 3/4"
36 x 36 x 7cm



SMALL RECTANGLE
7 x 14 x 2 3/4"
18 x 36 x 7cm

RANDOM BUNDLE

Laying patterns can be found on page 148.





Sandstone and Limestone mix with Town Hall® (Burgundy Red) accent and Courtstone® (Belgian Blue) walkway

BRUSSELS BLOCK®

COLORS*



DESERT SAND



LIMESTONE



MAHOGANY



SANDSTONE



SIERRA



MIDNIGHT CHARCOAL ONLY AVAILABLE IN XL, STANDARD AND FULLNOSE

TECHNICAL ADVANTAGES

CLASSIC

ANTIQUED FINISH

Distressed, timeworn finish

DRIVE FRIENDLY

Can handle vehicular loads



XL STONE
8 1/4 x 13 3/4 x 2 3/4"
20.8 x 34.8 x 7cm



STANDARD STONE
6 7/8 x 8 1/4 x 2 3/4"
17.3 x 20.8 x 7cm



HALF STONE
4 1/8 x 6 7/8 x 2 3/4"
10.4 x 17.3 x 7cm



FULLNOSE COPING
6 x 12 x 2 3/4"
15 x 30 x 7cm



NON-ANTIQUED FULLNOSE COPING
ALSO AVAILABLE

Laying patterns can be found on page 148.

ONLY AVAILABLE IN LIMESTONE, SANDSTONE AND MIDNIGHT CHARCOAL



Granite Blend

EUROPAVER™

COLORS*



BURNT OAK



COFFEE CREEK



DARK CHARCOAL



GRANITE BLEND



12 x 12 x 2 3/4"
30 x 30 x 7cm



6 x 12 x 2 3/4"
15 x 30 x 7cm



6 x 6 x 2 3/4"
15 x 15 x 7cm

TECHNICAL ADVANTAGES

CLASSIC

DRIVE FRIENDLY

Can handle vehicular loads



Hollandstone
Natural and Granite



Double Holland
Natural and Granite

HOLLANDSTONE™ & DOUBLE HOLLAND™

COLORS*



DARK CHARCOAL **



GRANITE **



NATURAL **



TERRA COTTA **



RUSTIC RED AVAILABLE IN HOLLANDSTONE ONLY



SIERRA AVAILABLE IN HOLLANDSTONE ONLY



HOLLANDSTONE STANDARD
4 x 8 x 2 3/8"
10 x 20 x 6cm



DOUBLE HOLLAND STANDARD **
8 x 8 x 2 3/8"
20 x 20 x 6cm

TECHNICAL ADVANTAGES

CLASSIC

DRIVE FRIENDLY

Can handle vehicular loads

Visit Unilock.com for laying patterns.



Natural



Opal Blend with Custom Color accent

ECO-PRIORA™

COLORS*



NATURAL

TECHNICAL ADVANTAGES

CLASSIC

DRIVE FRIENDLY

Can handle vehicular loads

PERMEABLE

Can be installed to allow water to flow through



5 x 10 x 3/8"
12 x 24 x 8cm

ECO-PROMENADE



OPAL BLEND

TECHNICAL ADVANTAGES

ENDURACOLOR™

Refined surface and long-lasting color

DRIVE FRIENDLY

Can handle vehicular loads

PERMEABLE

Can be installed to allow water to flow through



2 7/8 x 12 x 4"
7 x 30 x 10cm



Custom Color (Sycamore)



Natural

ECO-LINE[®]


COLORS AND FINISHES

Eco-Line is a **SPECIAL ORDER ONLY PRODUCT** and can be manufactured in a variety of custom colors and textures. Minimum quantities may apply. Please contact your Unilock[®] representative for more details.

TECHNICAL ADVANTAGES

CLASSIC & ENDURACOLOR[™]

DRIVE FRIENDLY
Can handle vehicular loads

 **PERMEABLE**
Can be installed to allow water to flow through

RANDOM BUNDLE SPECIAL ORDER ONLY



9 x 3 x 4"
23.7 x 8.4 x 10cm



9 x 4½ x 4"
23.7 x 11.4 x 10cm



11 x 3 x 4"
27.7 x 8.4 x 10cm



11 x 4½ x 4"
27.7 x 11.4 x 10cm



12½ x 3 x 4"
31.7 x 8.4 x 10cm



12½ x 4½ x 4"
31.7 x 11.4 x 10cm



14 x 3 x 4"
35.7 x 8.4 x 10cm



14 x 4½ x 4"
35.7 x 11.4 x 10cm

Visit Unilock.com for laying patterns.

ECO-OPTILOC[™]

COLORS*




NATURAL

TECHNICAL ADVANTAGES

CLASSIC

DRIVE FRIENDLY
Can handle vehicular loads

 **PERMEABLE**
Can be installed to allow water to flow through



STANDARD
10¼ x 10¼ x 3⅝"
26 x 26 x 8cm



Granite Fusion with Beacon Hill Smooth (Opal Blend) and Copthorne (Basalt) border
Wall - U-Cara Granite Fusion (Pitched) with Opal (Smooth) accent and Natural Stone steps



Almond Grove Fusion with Copthorne (Basalt) accent

BEACON HILL™ FLAGSTONE

COLORS*



ALMOND GROVE FUSION



GRANITE FUSION



OAK BROWN FUSION



SIERRA FUSION
WHILE QUANTITIES LAST



TUSCANY
NEW FOR 2019

TECHNICAL ADVANTAGES

ENDURACOLOR™

Refined surface and long-lasting color

DRIVE FRIENDLY

8cm pavers can handle vehicular loads



LARGE RECTANGLE
21 x 14 x 2³/₈ or 3¹/₈"
54 x 36 x 6cm or 8cm



SQUARE
14 x 14 x 2³/₈ or 3¹/₈"
36 x 36 x 6cm or 8cm



SMALL RECTANGLE
7 x 14 x 2³/₈ or 3¹/₈"
18 x 36 x 6cm or 8cm

RANDOM BUNDLE AVAILABLE IN BOTH 6CM & 8CM

NOTE: 6cm Rdm not suitable for vehicular applications. Laying patterns can be found on page 148.



BEACON HILL™ FLAGSTONE

TOP

Almond Grove Fusion with Mattoni
(Cocoa Brown and Dark Charcoal) and
Brussels Block® (Sandstone) accents

BOTTOM

Almond Grove Fusion with Copthorne® (Basalt)
and Brussels Block® (Limestone) accent

OPPOSITE

Tuscany with Copthorne® (Basalt) accent







BEACON HILL™ SMOOTH

COLORS*



ALMOND GROVE FUSION



GRANITE FUSION



OPAL BLEND



OAK BROWN FUSION



TUSCANY **NEW FOR 2019**



SIERRA FUSION **WHILE QUANTITIES LAST**

TECHNICAL ADVANTAGES

ENDURACOLOR™

Refined surface and long-lasting color

DRIVE FRIENDLY

8cm pavers can handle vehicular loads



LARGE RECTANGLE
21 x 14 x 2³/₈" or 3¹/₈"
54 x 36 x 6cm or 8cm



SQUARE
14 x 14 x 2³/₈" or 3¹/₈"
36 x 36 x 6cm or 8cm



SMALL RECTANGLE
7 x 14 x 2³/₈" or 3¹/₈"
18 x 36 x 6cm or 8cm

RANDOM BUNDLE **AVAILABLE IN BOTH 6CM & 8CM**

BEACON HILL SMOOTH SLAB




21 x 28 x 2³/₈"
53 x 71 x 6cm
SOLD SEPARATELY



OPAL BLEND



DARK BROWN



MIDNIGHT CHARCOAL



SMALL RECTANGLE
7 x 14 x 2³/₈" or 3¹/₈"
18 x 36 x 6cm or 8cm
SOLD SEPARATELY

NOTE: 6cm Rdm not suitable for vehicular applications. Laying patterns can be found on page 148.



BEACON HILL™ SMOOTH

TOP

PAVER: Granite Fusion with Cophorne® (Basalt) accent

WALL, FIREPIT AND WATER FEATURE: Rivercrest® Wall (Buff) with Ledgestone™ (Buff) coping

BOTTOM

PAVER: Granite Fusion Slab
(see page 109 for more details)

OPPOSITE

PAVER: Granite Fusion
SEAT WALL AND PILLAR: U-Cara® Granite Fusion (Pitched) with Opal Blend (Smooth) and Universal Coping (Light Grey) with Ledgestone™ (Grey) pillar cap









Sierra with Town Hall® (Basalt) accent

THORNBURY™

COLORS*



ALMOND GROVE



GRANITE



RIVERBANK
NEW FOR 2019



SIERRA



LARGE RECTANGLE
13¾ x 16½ x 2¾"
35 x 42 x 7cm



MEDIUM RECTANGLE
13¾ x 8¼ x 2¾"
35 x 21 x 7cm



SMALL RECTANGLE
6¾ x 8¼ x 2¾"
17.3 x 21 x 7cm

RANDOM BUNDLE

TECHNICAL ADVANTAGES

ENDURACOLOR™

Refined surface and long-lasting color

DRIVE FRIENDLY

Can handle vehicular loads

Laying patterns can be found on page 148.





Granite Fusion with Copthorne (Basalt) accent

BRISTOL VALLEY®

COLORS*



GRANITE FUSION



SIERRA FUSION

TECHNICAL ADVANTAGES

ENDURACOLOR™

Refined surface and long-lasting color

PEDESTRIAN ONLY



LARGE RECTANGLE
21 x 14 x 2 3/8"
54 x 36 x 6cm



SQUARE
14 x 14 x 2 3/8"
36 x 36 x 6cm



SMALL RECTANGLE
7 x 14 x 2 3/8"
18 x 36 x 6cm

RANDOM BUNDLE

Laying patterns can be found on page 148.



Sable Blend with Mattoni Cocoa Brown, Dark Charcoal and Brussels Block (Sandstone) accents



Sable Blend

MATTONI

COLORS*



COCOA BROWN



SABLE BLEND



DARK CHARCOAL

TECHNICAL ADVANTAGES

ENDURACOLOR™

Refined surface and long-lasting color

ANTIQUED FINISH

Distressed, timeworn finish

DRIVE FRIENDLY

Can handle vehicular loads



2¼ x 9½ x 2¾"
6 x 24 x 7cm

Laying patterns can be found on page 148.



Dark Charcoal accent in Brussels Dimensional Stone® wall

IL CAMPO®

COLORS*



DARK CHARCOAL



4 x 8 x 2¼"
10 x 20 x 7cm



GRANITE BLEND



SANDSTONE **NEW FOR 2019**



8 x 16 x 2¼"
20 x 40 x 7cm
NEW FOR 2019

TECHNICAL ADVANTAGES

ENDURACOLOR™

Refined surface and long-lasting color

BRUSHED FINISH

Graphically interesting etched lines

DRIVE FRIENDLY

Can handle vehicular loads




Notte

NEW FOR 2019

GRANITO™

COLORS*



NOTTE



SABIA

TECHNICAL ADVANTAGES

ENDURACOLOR™

Refined surface and long-lasting color

DRIVE FRIENDLY

Can handle vehicular loads

RANDOM BUNDLE
ALL UNITS EXCEPT HEX



$8\frac{7}{8} \times 7\frac{1}{2} \times 2\frac{3}{4}$ "
22.5 x 18.8 x 7cm



$13\frac{3}{8} \times 7\frac{1}{2} \times 2\frac{3}{4}$ "
34 x 18.8 x 7cm



$17\frac{3}{4} \times 7\frac{1}{2} \times 2\frac{3}{4}$ "
45 x 18.8 x 7cm



HEX
 $8 \times 8 \times 2\frac{3}{4}$ "
20 x 20 x 7cm
SOLD SEPARATELY



$6\frac{3}{4} \times 4\frac{7}{8} \times 2\frac{3}{4}$ "
17 x 12.5 x 7cm



$10\frac{5}{8} \times 4\frac{7}{8} \times 2\frac{3}{4}$ "
26 x 12.5 x 7cm



$13\frac{3}{8} \times 4\frac{7}{8} \times 2\frac{3}{4}$ "
34 x 12.5 x 7cm



$17\frac{3}{4} \times 4\frac{7}{8} \times 2\frac{3}{4}$ "
45 x 12.5 x 7cm

Visit Unilock.com for laying patterns.





Granite Fusion with Series (Black Granite) accent and Natural Stone steps

ARTLINE™


TECHNICAL ADVANTAGES

ENDURACOLOR™

Refined surface and long-lasting color

DRIVE FRIENDLY

Can handle vehicular loads



GRANITE FUSION

GEORGIAN SUNSET FUSION

RANDOM BUNDLE - ALL UNITS



$8\frac{7}{8} \times 7\frac{1}{2} \times 2\frac{3}{4}$ "
22.5 x 18.8 x 7cm



$13\frac{3}{8} \times 7\frac{1}{2} \times 2\frac{3}{4}$ "
34 x 18.8 x 7cm



$17\frac{3}{4} \times 7\frac{1}{2} \times 2\frac{3}{4}$ "
45 x 18.8 x 7cm



$6\frac{3}{4} \times 4\frac{7}{8} \times 2\frac{3}{4}$ "
17 x 12.5 x 7cm



$10\frac{3}{8} \times 4\frac{7}{8} \times 2\frac{3}{4}$ "
26 x 12.5 x 7cm



$13\frac{3}{8} \times 4\frac{7}{8} \times 2\frac{3}{4}$ "
34 x 12.5 x 7cm



$17\frac{3}{4} \times 4\frac{7}{8} \times 2\frac{3}{4}$ "
45 x 12.5 x 7cm

Laying patterns can be found on page 148.



Steel Grey Blend, Opal Blend and Granite Blend (Il Campo Finish)
with Black Granite (Series Finish) accent
Steps - Natural Stone (Black River)

PROMENADE™ PLANK PAVER

COLORS*



OPAL BLEND



STEEL GREY BLEND



GRANITE BLEND **IL CAMPO® FINISH**

Graphically interesting
etched lines



BLACK GRANITE **SERIES™ FINISH**

Granite, Quartz and
Marble surface materials



8 x 24 x 4"
20 x 60 x 10cm

TECHNICAL ADVANTAGES

ENDURACOLOR™

Refined surface and long-lasting color

DRIVE FRIENDLY

Can handle vehicular loads



OPAL BLEND



STEEL GREY BLEND



4 x 16 x 4"
10 x 40 x 10cm



SANDSTONE **NEW FOR 2019**



GRANITE BLEND **IL CAMPO® FINISH**

Graphically interesting
etched lines



BLACK GRANITE **SERIES™ FINISH**

Granite, Quartz and
Marble surface materials



4 x 12 x 4"
10 x 30 x 10cm

Laying patterns can be found on page 148.



Ice Grey with Black Granite accent and ledgestone coping (Grey)
Wall - Lineo Dimensional Stone (Granite Blend)

SERIES™

SERIES 8CM



BLACK GRANITE

GOLDEN SAND

ICE GREY

MOUNTAIN MIST



LARGE RECTANGLE
21 x 14 x 3/8"
54 x 36 x 8cm



SQUARE
14 x 14 x 3/8"
36 x 36 x 8cm



SMALL RECTANGLE
7 x 14 x 3/8"
18 x 36 x 8cm

RANDOM BUNDLE



SMALL RECTANGLE
7 x 14 x 3/8"
18 x 36 x 8cm
SOLD SEPARATELY

TECHNICAL ADVANTAGES

ENDURACOLOR™

Refined surface and long-lasting color
Granite, Quartz and Marble
surface materials

DRIVE FRIENDLY

Can handle vehicular loads

SERIES 7 CM



BLACK GRANITE

GLACIER **NEW FOR 2019**

MOUNTAIN MIST



8 x 16 x 2 3/4"
20 x 40 x 7cm
NEW FOR 2019



8 x 8 x 2 3/4"
20 x 20 x 7cm
NEW FOR 2019



4 x 8 x 2 3/4"
10 x 20 x 7cm
BLACK GRANITE ONLY

Visit Unilock.com for laying patterns.





Crystalline Basalt with Peppered Granite accent

TRIBECA COBBLE™

COLORS*



CRYSTALLINE BASALT



PEPPERED GRANITE



LARGE RECTANGLE
5 1/8 x 12 x 2 3/4"
13 x 30.5 x 7cm



MEDIUM RECTANGLE
5 1/8 x 9 x 2 3/4"
13 x 23 x 7cm



SMALL RECTANGLE
5 1/8 x 7 x 2 3/4"
13 x 17.5 x 7cm

RANDOM BUNDLE

TECHNICAL ADVANTAGES

ENDURACOLOR™

Refined surface and long-lasting color
Granite, Quartz and Marble
surface materials

DRIVE FRIENDLY

Can handle vehicular loads

PERMEABLE

Can be installed to allow water
to flow through

Laying patterns can be found on page 148.



UMBRIANO®

COLORS*



FRENCH GREY



MIDNIGHT SKY



SUMMER WHEAT



WINTER MARVEL

TECHNICAL ADVANTAGES

ENDURACOLOR™

Refined surface and long-lasting color

EASYCLEAN™ STAIN RESISTANCE - CF 90

Factory sealed to provide integral surface protection from stains

COLORFUSION™ TECHNOLOGY

Subtly mottled color finish

DRIVE FRIENDLY

8cm pavers can handle vehicular loads, as well as the 16 x 16" and 8 x 16" sizes of 7cm



LARGE RECTANGLE
21 x 14 x 2³/₈ & 3¹/₈"
54 x 36 x 6 & 8cm



SQUARE
14 x 14 x 2³/₈ & 3¹/₈"
36 x 36 x 6 & 8cm



SMALL RECTANGLE
7 x 14 x 2³/₈ & 3¹/₈"
18 x 36 x 6 & 8cm



SMALL RECTANGLE
7 x 14 x 3¹/₈"
18 x 36 x 8cm
SOLD SEPARATELY

RANDOM BUNDLE AVAILABLE IN BOTH 6CM & 8CM



24 x 24 x 2³/₄"
60 x 60 x 7cm



12 x 24 x 2³/₄"
30 x 60 x 7cm



8 x 24 x 2³/₄"
20 x 60 x 7cm
NEW FOR 2019



16 x 16 x 2³/₄"
40 x 40 x 7cm



8 x 16 x 2³/₄"
20 x 40 x 7cm

SPECIAL ORDER: 12 x 36", 18 x 36" and 36 x 36" (10cm) are also available by special order (minimum quantities apply).

NOTE: 24" and 6cm Rdm not suitable for vehicular applications. Laying patterns can be found on page 148.



UMBRIANO®

TOP

PAVER: Summer Wheat with Town Hall®
(Burgundy Red) accent

STEPS: Natural Stone (Indian Coast)
coping and steps

BOTTOM


Midnight Sky with Copthorne®
(Basalt) accent

OPPOSITE

Summer Wheat









Nuvola

COLORS*



CASTANO



CREMA



NUVOLA



8 x 16 x 2¼"
20 x 40 x 7cm

Visit Unilock.com for laying patterns.

SENZO™

TECHNICAL ADVANTAGES

ENDURACOLOR™

Refined surface and long-lasting color

EASYCLEAN™ STAIN RESISTANCE - CF 100

Factory sealed to provide integral surface protection from stains

DRIVE FRIENDLY

Can handle vehicular loads





 **ELEGANCE™**
RICHCLIFF®

Inspired by the texture of natural cut flagstone, Richcliff offers superior durability and timeless appeal for driveways, patios, walkways and commercial projects. A multitude of stone textures were cast using Reala™ Technology, to ensure that finished projects will have a completely random, and natural appearance. And unlike natural stone, which can crack, split and fade, Richcliff is virtually indestructible. Ultima™ Concrete Technology makes Richcliff up to four times stronger than conventional poured concrete. A new large rectangle size is now available for use on its own or in combination with the traditional 3-stone random bundle for expanded patterning options and a larger scale look.





Pebble Taupe and Dawn Mist Blend

COLORS*



DAWN MIST



PEBBLE TAUPE



PEBBLE TAUPE / DAWN MIST BLENDED ON SITE



SMOKE SHALE



RECTANGLE
12 x 9 x 2³/₈"
30 x 22.6 x 6cm



SQUARE
9 x 9 x 2³/₈"
22.6 x 22.6 x 6cm



SMALL RECTANGLE
6 x 9 x 2³/₈"
15 x 22.6 x 6cm



LARGE RECTANGLE
21 x 12 x 2³/₈"
52.8 x 30.2 x 6cm
SOLD SEPARATELY
NOT RECOMMENDED FOR DRIVEWAYS

RANDOM BUNDLE

RICHCLIFF® TECHNICAL ADVANTAGES

ELEGANCE™

Deep rich colors and unique textures

REALA™ TECHNOLOGY

Cast natural stone

ULTIMA™ CONCRETE TECHNOLOGY

Up to 4x stronger than poured-in-place concrete

DRIVE FRIENDLY

Random Bundle can handle vehicular loads

Laying patterns can be found on page 148.





 ELEGANCE™

COURTSTONE®

The polished look of Courtstone brings a luxurious, old-world elegance to driveways and walkways, with Ultima™ Concrete Technology which provides up to four times the strength of conventional poured concrete. Using Reala™ Technology, the unique shapes of Courtstone were cast from real European cobblestones, but manufactured with a consistent base for efficient installation and superior interlock. It's a look that has remained popular for centuries. The stone's non-linear shape means it's possible to create smooth looking curves with minimal cuts. This, in combination with a rich color palette, makes Courtstone a frequent choice for borders and banding accents.





Basalt with Brussels Block® (Sandstone) accent

COLORS*



BASALT



BELGIAN BLUE



BASALT / BELGIAN BLUE BLENDED ON SITE



DAWN MIST



PEBBLE TAUPE



DAWN MIST / PEBBLE TAUPE

COURTSTONE®

TECHNICAL ADVANTAGES

ELEGANCE™

Deep rich colors and unique textures

REALA™ TECHNOLOGY

Cast from historic European cobble stones

ULTIMA™ CONCRETE TECHNOLOGY

Up to 4x stronger than poured-in-place concrete

DRIVE FRIENDLY

Can handle vehicular loads



XL RECTANGLE
5 1/8" x 8 3/8" x 2 3/8"
13 x 21.5 x 6cm



LARGE RECTANGLE
5 1/8" x 7 1/4" x 2 3/8"
13 x 18.5 x 6cm



RECTANGLE
5 1/8" x 6 1/2" x 2 3/8"
13 x 16.5 x 6cm



SMALL RECTANGLE
5 1/8" x 5 3/4" x 2 3/8"
13 x 14.5 x 6cm



SQUARE
5 1/8" x 5 1/8" x 2 3/8"
13 x 13 x 6cm

RANDOM BUNDLE

Laying patterns can be found on page 148.





 ELEGANCE™

TOWN HALL®

The substantial proportions and unique color blending of Town Hall is modeled after historic North American clay street pavers. The timeless look makes it an excellent choice for driveways, patios, walkways and more, in either traditional or permeable applications. The rich colors and classic shape also make it popular for borders, banding and other accents in pavers, walls and vertical features. To ensure projects have a random appearance, Town Hall textures were cast from a multitude of different surfaces using Reala™ Technology and Ultima™ Concrete Technology was used to create superior durability. The result is vintage, streetscape charm that stands the test of time.





Basalt with Umbriano® (Winter Marvel) accent

COLORS*



BURGUNDY RED



BURNT CLAY



OLD OAK



3 COLOR BLEND BLENDED ON SITE



HERITAGE RED



HERITAGE CLAY



HERITAGE 2 COLOR BLEND
BLENDED ON SITE



BASALT



STANDARD
4 x 9¾ x 2¾"
10 x 25 x 7cm

Laying patterns can be found on page 148.

TOWN HALL® TECHNICAL ADVANTAGES

ELEGANCE™

Deep rich colors and unique textures

REALA™ TECHNOLOGY

Cast from historic brick

ULTIMA™ CONCRETE TECHNOLOGY

Up to 4x stronger than
poured-in-place concrete

DRIVE FRIENDLY

Can handle vehicular loads

PERMEABLE

Can be installed to allow water
to flow through





 ELEGANCE™

COPTHORNE®

Inspired by the rich color and timeworn beauty of European street pavers, Copthorne offers more delicate dimensions than Town Hall®. These proportions make it possible to design curved walkways and borders using Copthorne, without the need for cutting. Cast using Reala™ Technology for an authentic surface appearance, and using Ultima™ Concrete Technology to deliver up to four times the strength of conventional poured concrete, Copthorne offers timeless beauty for driveways, walkways, patios, vertical feature accents and more.





Steel Blue with Basalt accent

COLORS*



BURGUNDY RED



BURNT CLAY



OLD OAK



3 COLOR BLEND BLENDED ON SITE



BASALT



STEEL BLUE



STANDARD
2½ x 7⅞ x 2⅜"
6.5 x 20 x 6cm

Laying patterns can be found on page 148.

COPTHORNE® TECHNICAL ADVANTAGES

ELEGANCE™

Deep rich colors and unique textures

REALA™ TECHNOLOGY

Cast from historic brick

ULTIMA™ CONCRETE TECHNOLOGY

Up to 4x stronger than poured-in-place concrete

DRIVE FRIENDLY

Can handle vehicular loads



PAVERS

BORDERS & BANDING

Like crown molding provides the finishing touch to a room in your home, smartly planned borders and banding in your driveway, walkway or patio can elevate your project from good to great.





PAVER Richcliff® (Smoke Shale)
ACCENT Courtstone® (Basalt)



PAVER Artline™ (Granite Fusion)
ACCENT Series™ (Black Granite)



PAVER Series (Mountain Mist)
ACCENT Cophthorne® (Basalt)



PAVER Mattoni (Sable Blend)
ACCENT Mattoni (Dark Charcoal)



PAVER Series (Golden Tan)
ACCENT Town Hall® (Burgundy Red)



PAVER Umbriano (French Grey)
ACCENT Beacon Hill™ Smooth (Opal Blend)



PAVER Courtstone® (Basalt)
ACCENT Cophthorne® (Steel Blue) and Courtstone (Basalt)



PAVER Beacon Hill™ Flagstone (Granite Fusion)
ACCENT Town Hall (Basalt)



PAVER Umbriano® (Summer Wheat)
ACCENT Senzo™ (Castano)





UNILOCK® COLLECTION OF **SLABS**

For light duty patios, porch overlays and roof decks, our slab collection offers choices in natural stone, porcelain and durable concrete.



Black Granite

PROMENADE™ PLANK


COLORS*



OPAL BLEND



STEEL GREY BLEND



GRANITE BLEND **IL CAMPO® FINISH**

Graphically interesting etched lines



BLACK GRANITE **SERIES™ FINISH**

Granite, Quartz and Marble surface materials



8 x 24 x 4"
20 x 60 x 10cm

TECHNICAL ADVANTAGES

ENDURACOLOR™

Refined surface and long-lasting color

DRIVE FRIENDLY

Can handle vehicular loads



Granite Fusion

BEACON HILL™ SMOOTH SLAB

COLORS*



ALMOND GROVE FUSION



GRANITE FUSION



OAK BROWN FUSION



OPAL BLEND



TUSCANY **NEW FOR 2019**



21 x 28 x 2³/₈"
53 x 71 x 6cm

TECHNICAL ADVANTAGES

ENDURACOLOR™

Refined surface and long-lasting color

PEDESTRIAN ONLY

Visit Unilock.com for laying patterns.



Sandstone with Black River
Natural Stone banding

METRO SLAB NEW FOR 2019

COLORS*



LIMESTONE



SANDSTONE



MIDNIGHT CHARCOAL

TECHNICAL ADVANTAGES

CLASSIC

PEDESTRIAN ONLY



15 x 30 x 2¾"
38 x 76 x 6cm




UMBRIANO® SLAB

COLORS*



FRENCH GREY



MIDNIGHT SKY



SUMMER WHEAT



WINTER MARVEL



24 x 24 x 2 3/4"
60 x 60 x 7cm



12 x 24 x 2 3/4"
30 x 60 x 7cm



16 x 16 x 2 3/4"
40 x 40 x 7cm



8 x 24 x 2 3/4"
20 x 60 x 7cm
NEW FOR 2019

Visit Unilock.com for laying patterns.

TECHNICAL ADVANTAGES

ENDURACOLOR™

Refined surface and long-lasting color

EASYSOFT™ STAIN RESISTANCE - CF 90

Factory sealed to provide integral surface protection from stains

COLORFUSION™ TECHNOLOGY

Subtly mottled color finish

PEDESTRIAN ONLY



TOP

Indian Coast

BOTTOM

PAVER: Stone Cliff Grey

GRILL ISLAND AND FIREPIT:
Rivercrest® Wall (Buff) and
Rivercrest Firepit (Buff)



NATURAL STONE SLABS

Suitable for pool decks, wood decks, patios, entrances and concrete overlays.

SANDSTONE AND LIMESTONE

COLORS*



BLACK RIVER




GREYFIELD



INDIAN COAST



STONE CLIFF GREY



12 x 24 x 7/8"
30 x 60 x 2.2cm



24 x 24 x 7/8"
60 x 60 x 2.2cm



24 x 36 x 7/8"
60 x 90 x 2.2cm

GRANITE



BLACK OYSTER



CASTLE GREY



GALAXY FROST



12 x 24 x 1" or 2"
30 x 60 x 2.5cm or 5cm



24 x 24 x 1" or 2"
60 x 60 x 2.5cm or 5cm



12 x 36 x 2"
30 x 90 x 5cm



18 x 36 x 2"
46 x 90 x 5cm

PLEASE CONTACT YOUR CONTRACTOR OR A LOCAL UNILOCK AUTHORIZED DEALER FOR MORE INFORMATION AND AVAILABILITY.
LOOKING FOR MORE INFORMATION? Contact us at 1-800-UNILOCK to receive your free Natural Stone catalog today!

Not suitable for vehicular applications.



TOP
Travestone Noce

BOTTOM
Davinci Driftwood



PORCELAIN TILE SLABS

Suitable for wood deck and concrete overlays.

DEL CONCA USA



GOTHAM BEIGE



GOTHAM GREY



TRAVSTONE BEIGE



TRAVSTONE NOCE

DEL CONCA USA



ARBOR BIANCO **NEW FOR 2019**



DOLOMITI **NEW FOR 2019**



LASCALA BEIGE **NEW FOR 2019**



LASCALA GRAY **NEW FOR 2019**

DEL CONCA



DAVINCI DRIFTWOOD



EPOKAL GREY

CERAMICHE
• CAESAR •
LA CULTURA DELLA MATERIA



BEOLA BIANCA



GRAUSTEIN



23 $\frac{5}{8}$ x 23 $\frac{5}{8}$ x $\frac{3}{4}$ "
60 x 60 x 2cm



15 $\frac{3}{4}$ x 31 $\frac{1}{2}$ x $\frac{3}{4}$ "
40 x 80 x 2cm


AVAILABLE IN EPOKAL,
ARBOR AND LASCALA ONLY



16 x 48 x $\frac{3}{4}$ "
40 x 120 x 2cm
DOLOMITI ONLY

PLEASE CONTACT YOUR CONTRACTOR OR A LOCAL UNILOCK AUTHORIZED DEALER FOR MORE INFORMATION AND AVAILABILITY.
LOOKING FOR MORE INFORMATION? Contact us at 1-800-UNILOCK to receive your free Porcelain Tile catalog today!

Not suitable for vehicular applications.



Wall - U-Cara® Granite Fusion (Pitched) with Opal (Smooth) accent and Universal Coping (Light Grey)
Paver - Beacon Hill™ Smooth (Granite Fusion) with Town Hall® (Basalt) accent



UNILOCK® COLLECTION OF

RETAINING WALLS & VERTICALS

Unlimited creative possibilities exist for retaining soil or building vertical features like grill islands and firepits. Now the durability of EnduraColor™ is available, thanks to our new U-Cara® multi-face wall system.



The U-Cara Multi-Face Wall System represents a revolution in wall design.

This patented system, exclusive to Unilock®, is comprised of two basic components:

- | Sure Track™ backer blocks provide dimensionally accurate structure
- | U-Cara fascia panels provide unlimited design options



1 CHOOSE YOUR BLOCK



SURE TRACK STANDARD BACKER
6 x 8 x 6"
15 x 20 x 15cm



SURE TRACK LARGE BACKER
6 x 7 x 12"
15 x 17.5 x 30cm

2 SELECT YOUR FASCIA STYLE

6" PANEL



STANDARD FASCIA PANEL
(Umbriano®, Pitched & Smooth)
6 x 18½ x 2¾"
15 x 46.6 x 6cm

3" PANEL **NEW FOR 2019**



STANDARD FASCIA PANEL
(Series Finish Only)
3 x 9¼ x 2¾"
7.5 x 23.3 x 6cm

U-Cara fascia panels are available in a variety of colors and textures, including **exclusive Unilock EnduraColor™ finishes.**

CLOSED END PANELS FOR CORNERS

CORNER BUNDLE



STANDARD FASCIA HALF PANEL
(Umbriano, Pitched & Smooth)
6 x 9¼ x 2¾"
15 x 23.3 x 6cm



CLOSED-END FASCIA PANEL
(Umbriano, Pitched & Smooth)
6 x 21 x 2¾"
15 x 53 x 6cm

COPING AND BASE UNITS



UNIVERSAL COPING
19 x 14 x 2¾"
48.2 x 35.5 x 7cm



U-GRIP™ BASE PAD
19 x 14 x 2"
48.2 x 35.5 x 5.5cm



SURE TRACK CORNER INSERT
L = 2"
5cm



FIRE FEATURE

Granite Fusion (Pitched Face) with Umbriano® (Midnight Sky) accent and Natural Stone (Greyfield) coping
PAVER: Cophorne® (Steel Blue and Basalt)

SEAT WALL

Summer Wheat (Umbriano Finish) with Natural Coping (Indian Coast) coping
PAVER: Umbriano (Summer Wheat) with Town Hall® (3 Color Blend) accent

ISLAND AND PILLARS:

Granite Fusion (Pitched Face) with Natural Stone (Black River) coping
PAVER: Beacon Hill™ Smooth (Granite Fusion) with Umbriano® (Midnight Sky) accent

Use U-Cara to build Retaining Walls, Seat Walls, Pillars, Planters, Fire Features, Grill Islands and more!



U-CARA®

UMBRIANO® FINISH

COLORS*



FRENCH GREY



MIDNIGHT SKY



SUMMER WHEAT



WINTER MARVEL

PITCHED FACE



ALMOND GROVE FUSION



GRANITE FUSION



OPAL BLEND



TUSCANY **NEW FOR 2019**

SMOOTH FACE



ALMOND GROVE FUSION



GRANITE FUSION



OPAL BLEND



TUSCANY **NEW FOR 2019**

TECHNICAL ADVANTAGES

ENDURACOLOR™

Refined surface and long-lasting color

UMBRIANO FINISH

COLORFUSION™ TECHNOLOGY

Subtly mottled color finish

SERIES™ FINISH

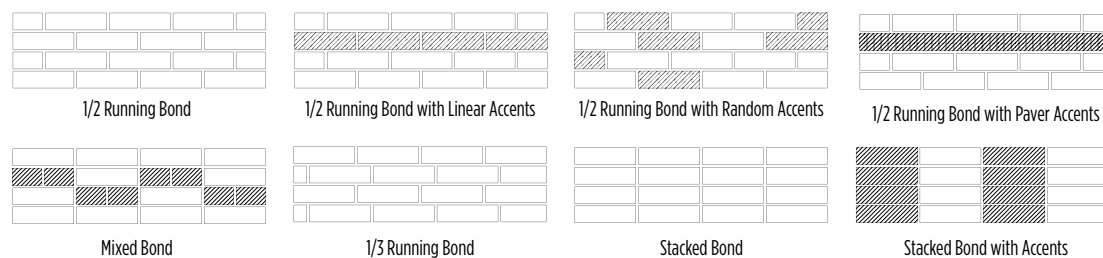


BLACK GRANITE AVAILABLE IN 3" PANEL ONLY
NEW FOR 2019

SERIES FINISH

Granite, Quartz and Marble surface materials

U-Cara Fascia panels can be placed anywhere along the Sure Track Backer Block, allowing for a variety of patterns, color and texture combinations not possible with other systems.



COPING For coping options see page 146.



Wall- Opal Blend with Midnight Charcoal accent
Coping - Natural Stone (Stone Cliff Grey)
with Natural Stone (Black River) pillar caps



Opal Blend with Midnight Charcoal accent and Natural Stone (Black Oyster) coping

ARCHITEXTURES™ WALL

COLORS*



GRANITE FUSION



MIDNIGHT CHARCOAL



OPAL BLEND



TAN

TECHNICAL ADVANTAGES

ENDURACOLOR™

Refined surface and long-lasting color



LARGE RECTANGLE
17¾ x 9⅞ x 3⅞"
45 x 25 x 10cm



MEDIUM RECTANGLE
11⅞ x 9⅞ x 3⅞"
30 x 25 x 10cm



SMALL RECTANGLE
9⅞ x 5⅞ x 3⅞"
25 x 15 x 10cm

RANDOM BUNDLE



LEFT CORNER
15¾ x 9⅞ x 3⅞"
40 x 25 x 10cm



RIGHT CORNER
15¾ x 9⅞ x 3⅞"
40 x 25 x 10cm



U-GRIP™ BASE PAD
19 x 14 x 2"
48.2 x 35.5 x 5.5cm

COPING For coping options see page 146.



LEFT

PILLARS AND STEPS: Rapid Pillar System (Buff) with Ledgestone™ (Buff) pillar caps and Rivercrest Wall (Buff) risers with Ledgestone (Buff) treads



RIGHT

FIRE FEATURE: Coastal Slate with Natural Stone (Black River) coping

BOTTOM

FIREPIT: Buff Firepit Kit



RIVERCREST® WALL

COLORS*



BUFF



COASTAL SLATE



STANDARD UNIT 1
8 x 9-10 x 2¼"
20 x 23-25 x 5.7cm

STANDARD UNIT 2
12 x 9-10 x 2¼"
31 x 23-25 x 5.7cm

STANDARD UNIT 3
12 x 9-10 x 2¼"
31 x 23-25 x 5.7cm

STANDARD UNIT 4
17 x 9-10 x 2¼"
42.5 x 23-25 x 5.7cm

RANDOM BUNDLE



JUMPER UNIT 1
8 x 9-10 x 4½"
20 x 23-25 x 11.4cm

JUMPER UNIT 2
12 x 9-10 x 4½"
31 x 23-25 x 11.4cm

JUMPER UNIT 3
12 x 9-10 x 4½"
31 x 23-25 x 11.4cm

JUMPER UNIT 4
17 x 9-10 x 4½"
42.5 x 23-25 x 11.4cm

JUMPER BUNDLE



LONG CORNER UNIT
17 ½ x 9-10 x 2¼"
45 x 23-25 x 5.7cm

SHORT CORNER UNIT
14 ½ x 9-10 x 2¼"
37.5 x 23-25 x 5.7cm

JUMPER CORNER UNIT
12 x 9-10 x 4½"
31 x 23-25 x 11.4cm

CORNER BUNDLE

COPING

For coping options see page 146.

TECHNICAL ADVANTAGES

STONEMARK™

Naturally detailed surface

REALA™ TECHNOLOGY

Cast from natural stone



In 2013, Rivercrest Wall received the "red dot" award for high design quality and innovation.

reddot www.registration.pd.red-dot.de

RAPID PILLAR SYSTEM



PILLAR UNIT
20 x 20 x 4½"
50 x 50 x 11.4cm
Pillar cap sold separately.



U-GRIP™ BASE PAD
19 x 14 x 2"
48.2 x 35.5 x 5.5cm



RIVERCREST FIREPIT KIT

UNLOCK REDUCED SMOKE INSERT OPTION ALSO AVAILABLE

See page 134 for more information.



RIVERCREST WALL®

TOP

GRILL ISLAND: Coastal Slate with Copthorne™ (Basalt) accent

PAVERS: Umbriano® (Winter Marvel) and Courtstone® (Basalt) accent

BOTTOM

RETAINING WALL: Buff with Ledgestone™ (Buff) coping

OPPOSITE

SEAT WALL AND FIREPIT: Coastal Slate with Series™ (Black Granite) accent and Ledgestone (Grey) and Brussels Fullnose™ (Limestone) coping

PAVER: Umbriano® (Midnight Sky) with Series (Black Granite) accent







LEFT

WATER FEATURE: Granite Blend with Midnight Charcoal accent and Natural Stone (Black River) coping

RIGHT

PILLAR AND WALL: Granite Blend with Series™ (Black Granite) accent and LedgeStone™ (Grey) coping and pillar cap

BOTTOM

WATER FEATURE: Midnight Charcoal with Granite Blend accent



LINEO[®] DIMENSIONAL STONE

COLORS*



GRANITE BLEND



MIDNIGHT CHARCOAL



SANDSTONE



24 x 4 x 8"
60 x 10 x 20cm



20 x 4 x 8"
50 x 10 x 20cm



16 x 4 x 8"
40 x 10 x 20cm



12 x 4 x 8"
30 x 10 x 20cm

RANDOM BUNDLE



PILLAR UNIT / CORNER UNIT
16 x 4 x 8"
40 x 10 x 20cm



LEDGESTONE™ PILLAR CAP
29 x 29 x 4"
74 x 74 x 10cm



U-GRIP™ BASE PAD
19 x 14 x 2"
48.2 x 35.5 x 5.5cm

COPING

For Lineo Dimensional Stone pillar we recommend using Ledgestone 29" x 29" pillar cap. See page 145 for color options.
For more coping options see page 146.



LEFT

WATER FEATURE: Limestone with Copthorne® (Basalt) accent and Ledgestone™ (Grey) coping

PAVER: Copthorne (Basalt)

RIGHT

FIREPIT AND TV UNIT: Sandstone with Brussels Fullnose™ (Sandstone) coping

PAVER: Beacon Hill Flagstone™ (Almond Grove Fusion) with Copthorne (3 Color Blend) accent

BOTTOM

GRILL ISLAND: Sandstone with Series™ (Black Granite) accent and Brussels Fullnose (Sandstone) ledge

PAVER: Brussels Block® (Sandstone)



BRUSSELS DIMENSIONAL STONE®

COLORS*



DESERT SAND



LIMESTONE



MAHOGANY ASH



SANDSTONE



SIERRA



MIDNIGHT CHARCOAL



STANDARD
12 x 4 x 8"
30 x 10 x 20cm



U-GRIP™ BASE PAD
19 x 14 x 2"
48.2 x 35.5 x 5.5cm

SUNSET FIREPIT KITS

AVAILABLE COLORS: Desert Sand, Mahogany Ash and Sandstone. See page 132 for more information.

Round



Square



COPING

For coping options see page 146.



Wall - Sierra
 Paver - Beacon Hill™ Flagstone (Granite Fusion)
 with Copthorne® (Burgundy Red) accent

PISA2®

COLORS*



GRANITE



MAHOGANY



NATURAL



NEVADA



SIERRA



STANDARD
 8 x 6 x 12"
 20 x 15 x 30cm



TAPERED
 8 x 6 x 12"
 20 x 15 x 30cm



CORNER
 12 x 6 x 8"
 30 x 15 x 20cm



24" COPING
 24 x 3 x 12"
 60 x 7.5 x 30cm



U-GRIP™ BASE PAD
 19 x 14 x 2"
 48.2 x 35.5 x 5.5cm



Natural

SIENASTONE® & SIENASTONE SMOOTH

COLORS*



NATURAL



STANDARD 925
47¼ x 7¼ x 37½"
120 x 18.5 x 92.5cm



STANDARD 500
47¼ x 7¼ x 20"
120 x 18.5 x 50cm



STANDARD 333
47¼ x 7¼ x 13"
120 x 18.5 x 33.3cm



COPING
47¼ x 7¼ x 20"
120 x 18.5 x 50cm



CORNER 45° (LEFT & RIGHT)
43½ x 7¼ x 20"
110 x 18.5 x 50cm



CORNER 90° (LEFT & RIGHT)
43½ x 7¼ x 20"
110 x 18.5 x 50cm

SMOOTH



GRANITE BLEND



STANDARD 375
47¼ x 7 x 14¾"
120 x 18 x 37.5cm



CORNER UNIT 375
47¼ x 7 x 14¾"
120 x 18 x 37.5cm



COPING 383
47¼ x 7 x 15"
120 x 18 x 38.3cm

COPING For more coping options see page 146.

FIREPITS & FIREPLACES

RIVERCREST FIREPIT KIT This firepit kit is built with the Rivercrest® Wall. See page 125 for colors.



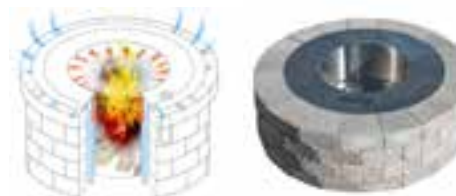
SUNSET FIREPIT KIT This firepit kit uses Brussels Dimensional Stone®. See page 131 for colors.



UNILOCK REDUCED SMOKE INSERT

AVAILABLE FOR BOTH RIVERCREST AND ROUND SUNSET FIREPIT KITS

There's nothing like relaxing around a roaring fire to bring family and friends closer together. But with ordinary firepits, smoke always blows in someone's face - usually yours. With Unilock Reduced Smoke Inserts, stinging eyes are a thing of the past. Zentro's patent-pending technology reburns smoke before it gets anywhere near your eyes. Say hello to good times and goodbye to smoke.



ZENTRO TECHNOLOGY FIREPIT INSERT



BELLA SPECIAL ORDER

The Bella pre-built fireplace is constructed from Rivercrest® Wall (page 125).



TUSCANY SPECIAL ORDER

The Tuscany pre-built fireplace is constructed from Brussels Dimensional Stone® (page 131) and Copthorne® (page 101) accents.

FIRE FEATURES



BRUSSELS DIMENSIONAL STONE®

This unique fire table and water feature combination is built using Brussels Dimensional Stone® (page 131) with Natural Stone coping (page 145).



LINEO® DIMENSIONAL STONE

This contemporary firepit feature is built with Lineo Dimensional Stone (page 129) and LedgeStone™ coping (page 145).



RIVERCREST WALL

The fire table above is built using Rivercrest Wall (page 125) and LedgeStone coping (page 145).



U-CARA®

This custom fire feature is built using our new U-Cara Multi-Face Wall System (page 119) and Universal coping (page 145).



REMEMBER To ensure a long lasting fire feature, direct exposure to extreme heat from an open flame should be avoided. Always construct fire features with a protective heat barrier such as a metal insert, refractory blocks or approved firebrick to prevent potential heat damage.

PILLARS & WATER FEATURES



U-CARA®

The unique pillar and seat wall is built using our new U-Cara Multi-Face Wall System (page 119) and Universal coping (page 145) with LedgeStone™ pillar cap (page 145).



BRUSSELS DIMENSIONAL STONE®

This double pillar entrance unit is built using Brussels Dimensional Stone (page 131) with LedgeStone pillar cap (page 145) and Town Hall® (page 97) accent5



RIVERCREST® PILLAR UNIT

The pillar above is built using the Rivercrest® Wall Rapid Pillar System (page 125) with Umbriano® (page 83) accent and LedgeStone (page 145) pillar cap.



LINEO® DIMENSIONAL STONE

This contemporary water feature is built using Lineo Dimensional Stone (page 129) and Natural Stone coping (page 145).



RIVERCREST® WALL

This poolside hot tub feature is built using Rivercrest® Wall (page 125) with Copthorne (page 101) accent LedgeStone coping (page 145).



BRUSSELS DIMENSIONAL STONE®

The unique water feature above is built with Brussels Dimensional Stone and Brussels Fullnose™ (page 131) with LedgeStone pillar cap (page 145) and Copthorne® accent (page 101).



LOOKING FOR SOMETHING DIFFERENT? Speak to your contractor about using Unilock products to build a custom water feature or pillar that's just right for your project.

GRILL ISLANDS



U-CARA®

This unique grill is built using our new U-Cara Multi-Face Wall System (page 119) with Universal coping (page 145).



BRUSSELS DIMENSIONAL STONE®

The grill island shown above is built with Brussels Dimensional Stone (page 131) with Series™ (page 79) accent and LedgeStone™ (page 145) counter-top and coping.



LINEO® DIMENSIONAL STONE

This modern grill island is built using Lineo Dimensional Stone (page 129).



RIVERCREST® WALL

This exceptional grill island is built using Rivercrest Wall (page 125) with Umbriano® (page 83) accent.



LOOKING FOR SOMETHING DIFFERENT? Speak to your contractor about using Unilock products to build a custom grill island that's just right for your project.



WALLS

BORDERS & BANDING

Using contrasting colors and textures to band landscape walls and other vertical features is a popular design touch. These features can be coordinated with borders and banding in the paving portion of your project.





WALL ArchiTEXTURES™ (Opal Blend)
ACCENT ArchiTEXTURES (Midnight Charcoal)



WALL Rivercrest® Wall (Coastal Slate)
ACCENT Copthorne® (Basalt)



WALL Lineo® Dimensional Stone (Midnight Charcoal)
ACCENT Promenade™ Plank Paver (Opal Blend)



WALL ArchiTEXTURES™ (Tan)
ACCENT ArchiTEXTURES (Midnight Charcoal)



WALL Rivercrest Wall (Buff)
ACCENT Copthorne (Burgundy Red)



WALL U-Cara® (Opal Blend)
ACCENT U-Cara (Black Granite) Series Finish



WALL U-Cara (Almond Grove Fusion) Smooth Face
ACCENT U-Cara (Almond Grove Fusion) Pitched Face



WALL U-Cara (Midnight Sky) Umbriano®
ACCENT U-Cara (French Grey) Umbriano®



WALL U-Cara (Granite Fusion) Pitched Face
ACCENT U-Cara (Opal Blend) Smooth Face



Wall - U-Cara™ Granite Fusion (Pitched) with Opal (Smooth) accent and Universal Coping (Light Grey)
Paver - Umbriano (French Grey) with Town Hall (Basalt) accent



UNILOCK® COLLECTION OF

STEPS, TREADS & COPING

From classic, fullnose shapes to pitched-face edges, our steps, treads and coping offer a wide variety of choices for the finishing touch on your project.



LEFT
NATURAL STONE STEPS: Indian Coast

RIGHT
SIENASTONE STEPS : Natural

BOTTOM
LEDGESTONE STEPS: Buff



UNILOCK STEPS

GRANITE STEPS, CURB AND PILLAR CAP

COLORS*



WHITE MOUNTAIN



DEER RIDGE



BLACKRIDGE



4' LENGTH *
48 x 16 x 7"
120 x 41 x 18cm



6' LENGTH *
72 x 16 x 7"
183 x 41 x 18cm



CURB
36 x 6 x 8"
91 x 15 x 20cm

PILLAR CAP *
28 x 28 x 2"
71 x 71 x 5cm

* AVAILABLE IN BOTH
ROCK FACE AND SMOOTH

LEDGESTONE™ STEPS REALA™ TECHNOLOGY



BUFF



GREY



36" STEP
36 x 18 x 6"
91 x 45 x 15cm




48" STEP
48 x 24 x 6"
122 x 61 x 15cm



72" STEP
72 x 24 x 6"
183 x 61 x 15cm

SANDSTONE STEPS



GREYFIELD *



STONE CLIFF GREY



INDIAN COAST *



BLACK RIVER



4' LENGTH
48 x 16 x 6"
120 x 41 x 15cm

6' LENGTH
72 x 16 x 6"
183 x 41 x 15cm

* AVAILABLE IN BOTH ROCK FACE AND SMOOTH

SIENASTONE® STEPS



NATURAL



BROWN *



GRANITE *



MAHOGANY ASH *



NEVADA *




STEP
47¼ x 20 x 7¼"
120 x 50 x 18.5cm

* AVAILABLE IN CLOSED END ONLY

SIENASTONE SMOOTH STEPS



TAN



LIGHT GREY



MIDNIGHT CHARCOAL



48" STEP
47¼ x 20 x 7¼"
120 x 50 x 18cm



72" STEP
70¾ x 20 x 7¼"
180 x 50 x 18cm

Note: 2 Edge details available on the same unit (Chamfer and Rounded)
Contact a Unilock representative for more information.



LEFT
UNIVERSAL COPING: Light Grey



RIGHT
BRUSSELS FULLNOSE : Sandstone

BOTTOM
LEDGESTONE COPING: Buff



UNILOCK COPING

GRANITE COPING

COLORS*



WHITE MOUNTAIN



DEER RIDGE



BLACKRIDGE



4' ROCK FACE
48 x 14 x 2"
120 x 36 x 5cm



6' ROCK FACE
48 x 14 x 2"
120 x 36 x 5cm



4' SMOOTH
48 x 14 x 2"
120 x 36 x 5cm




6' SMOOTH
48 x 14 x 2"
120 x 36 x 5cm

UNIVERSAL COPING



TAN



LIGHT GREY



MIDNIGHT CHARCOAL



UNIVERSAL COPING
19 x 14 x 2 3/4"
48 x 36 x 7cm

SANDSTONE COPING



GREYFIELD*



STONE CLIFF GREY



INDIAN COAST*



BLACK RIVER



4' ROCK FACE
48 x 14 x 2"
120 x 36 x 5cm



6' ROCK FACE
72 x 14 x 2"
183 x 36 x 5cm



4' SMOOTH
48 x 14 x 2"
120 x 36 x 5cm




6' SMOOTH
72 x 14 x 2"
183 x 36 x 5cm

* AVAILABLE IN BOTH ROCK FACE AND SMOOTH

LIMESTONE COPING

PISA2® COPING



NATURAL



SIERRA



GRANITE



MAHOGANY ASH



NEVADA



24" COPING
24 x 12 x 3"
60 x 30 x 7.5cm

LEDGESTONE™ COPING REALA™ TECHNOLOGY



BUFF



GREY



24" PILLAR CAP
24 x 24 x 3 1/2"
60 x 60 x 9cm



29" PILLAR CAP
29 x 29 x 4"
74 x 74 x 10cm



FULLNOSE COPING **NEW SIZE**
24 x 12 x 2 3/8"
61 x 30.5 x 6cm



COPING UNIT
24 x 12 x 2 3/4"
61 x 30.5 x 7cm



CLOSED END COPING
24 x 12 x 2 3/4"
61 x 30.5 x 7cm















LARGE COPING UNIT **NEW**
30 x 13 1/2 x 2 3/4"
122 x 61 x 7cm



LARGE CLOSED END COPING **NEW**
30 x 13 1/2 x 2 3/4"
122 x 61 x 7cm

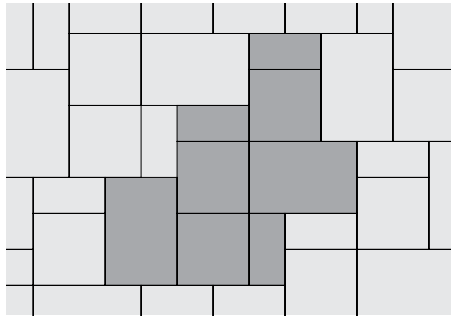
COPING PAIRINGS

		 LEDGESTONE™ COPING	 UNIVERSAL COPING	 NATURAL STONE COPING	 BRUSSELS FULLNOSE <small>ANTIQUED & NON-ANTIQUED</small>	 PISAZ COPING
ARCHITECTURES™		<input type="checkbox"/>	<input type="checkbox"/>	<input type="checkbox"/>		
BRUSSELS DIMENSIONAL STONE®		<input type="checkbox"/>	<input type="checkbox"/>	<input type="checkbox"/>	<input type="checkbox"/>	
LINEO® DIMENSIONAL STONE		<input type="checkbox"/>	<input type="checkbox"/>	<input type="checkbox"/>		
RIVERCREST® WALL		<input type="checkbox"/>	<input type="checkbox"/>	<input type="checkbox"/>		
U-CARA®		<input type="checkbox"/>	<input type="checkbox"/>	<input type="checkbox"/>		
PISAZ™		<input type="checkbox"/>	<input type="checkbox"/>	<input type="checkbox"/>		<input type="checkbox"/>
POOL		<input type="checkbox"/>	<input type="checkbox"/>	<input type="checkbox"/>	<input type="checkbox"/>	

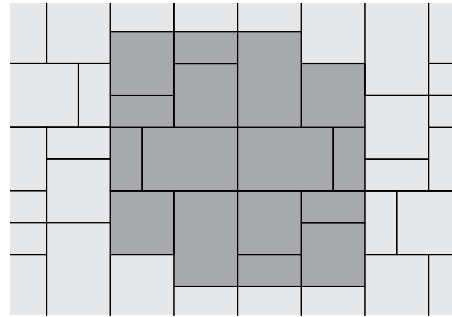
STEP TREAD PAIRINGS

		 LEDGESTONE STEPS	 NATURAL STONE STEPS	 SIENASTONE®	 SIENASTONE® SMOOTH
ARCHITECTURES™		<input type="checkbox"/>	<input type="checkbox"/>	<input type="checkbox"/>	<input type="checkbox"/>
BRUSSELS DIMENSIONAL STONE		<input type="checkbox"/>	<input type="checkbox"/>	<input type="checkbox"/>	<input type="checkbox"/>
LINEO DIMENSIONAL STONE		<input type="checkbox"/>	<input type="checkbox"/>	<input type="checkbox"/>	<input type="checkbox"/>
RIVERCREST WALL		<input type="checkbox"/>	<input type="checkbox"/>	<input type="checkbox"/>	<input type="checkbox"/>
U-CARA		<input type="checkbox"/>	<input type="checkbox"/>	<input type="checkbox"/>	<input type="checkbox"/>
SIENASTONE		<input type="checkbox"/>	<input type="checkbox"/>	<input type="checkbox"/>	<input type="checkbox"/>

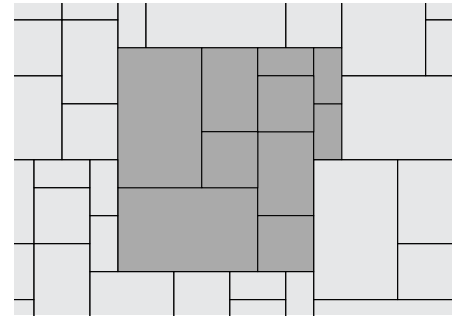
POPULAR LAYING PATTERNS



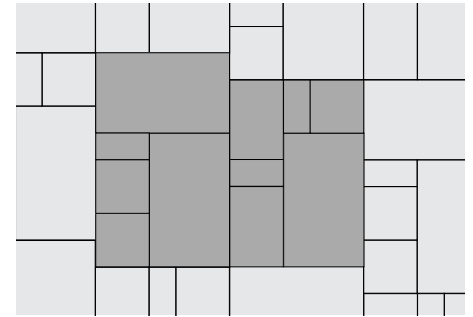
BEACON HILL™ RANDOM A - 40% Large Rectangle, 40% Square, 20% Small Rectangle



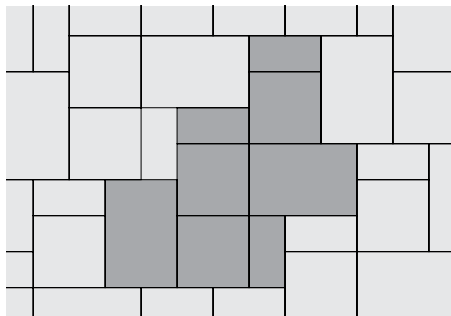
BEACON HILL™ RANDOM B - 40% Large Rectangle, 40% Square, 20% Small Rectangle



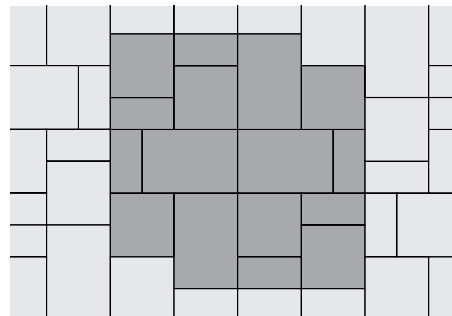
BEACON HILL™ G - 50% Random Bundle, 50% Slab



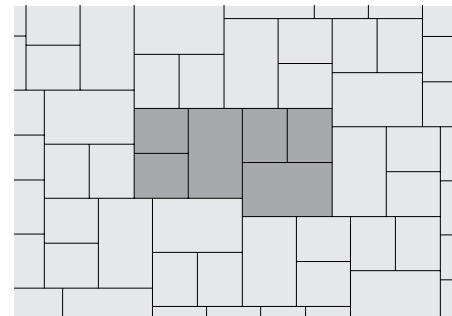
BEACON HILL™ H - 40% Random Bundle, 60% Slab



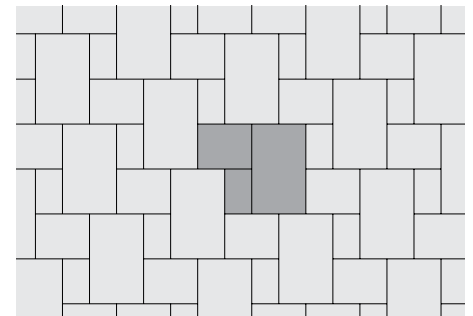
BRISTOL VALLEY™ RANDOM A - 40% Large Rectangle, 20% Small Rectangle, 40% Square



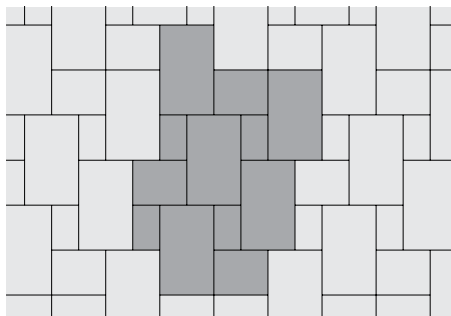
BRISTOL VALLEY™ RANDOM B - 40% Large Rectangle, 20% Small Rectangle, 40% Square



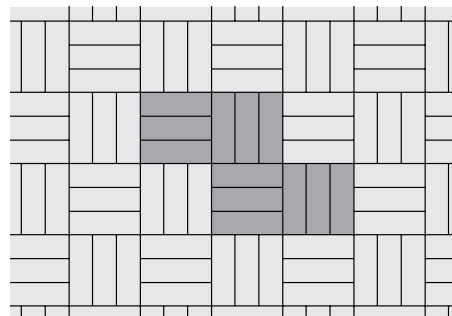
BRUSSELS BLOCK AC - 50% XL, 50% Standard




BRUSSELS BLOCK Y - 57% XL, 29% Standard, 14% Half




BRUSSELS BLOCK Z - 67% XL, 20% Standard, 13% Half




COPTHORNE A - 100% Standard




COPTHORNE A - 100% Standard




COURTSTONE - 100% Random Bundle




EUROPAVER G - 57% 12 x 12", 29% 6 x 12", 14% 6 x 6"



MATTONI A - 100% Standard

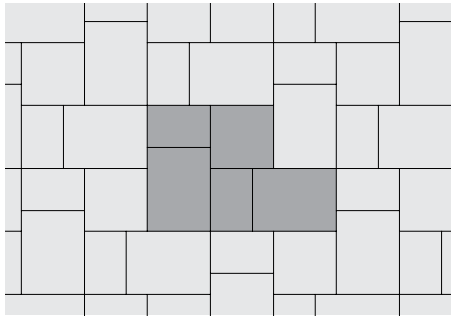


MATTONI B - 100% Standard

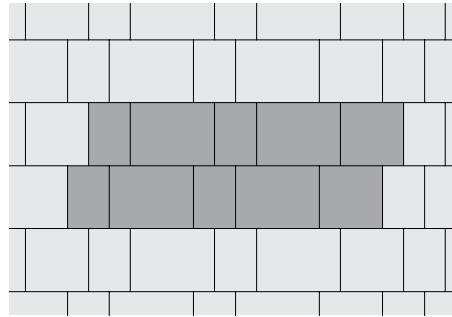


TRIBECA COBBLE™ - 100% Random Bundle

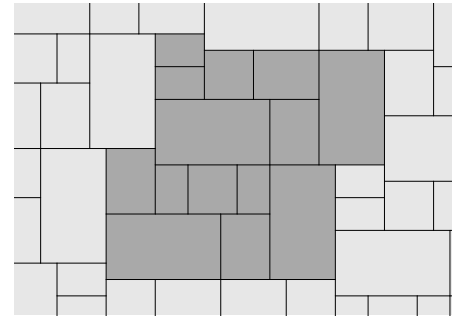
POPULAR LAYING PATTERNS



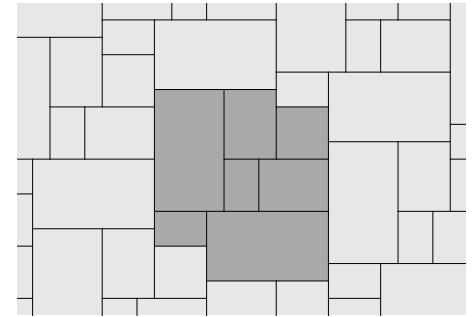
RICHCLIFF A - 53% 12 x 9", 20% 9 x 9", 27% 6 x 9"



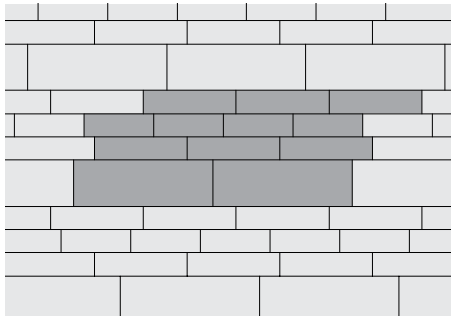
RICHCLIFF B - 53% 12 x 9", 20% 9 x 9", 27% 6 x 9"




RICHCLIFF E - 45% Random Bundle, 55% Large Rectangle




RICHCLIFF F - 45% Random Bundle, 55% Large Rectangle



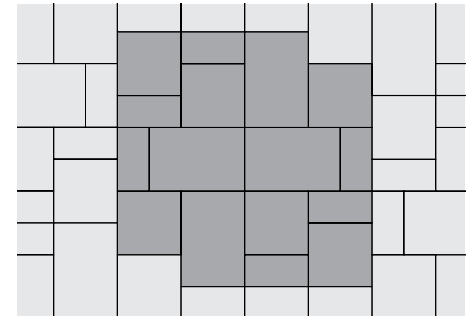
PROMENADE PLANK PAVER G - 20% 4 x 12", 40% 4 x 16", 8% 8 x 24"



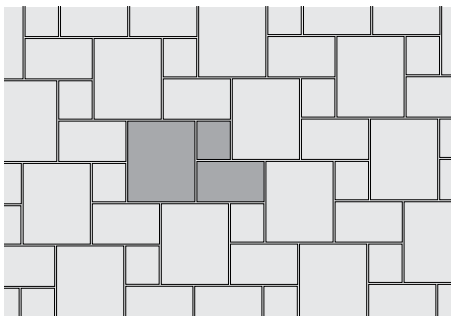
PROMENADE PLANK PAVER E - 100% 4 x 16"




SERIES RANDOM A - 40% Large Rectangle, 40% Square, 20% Small Rectangle



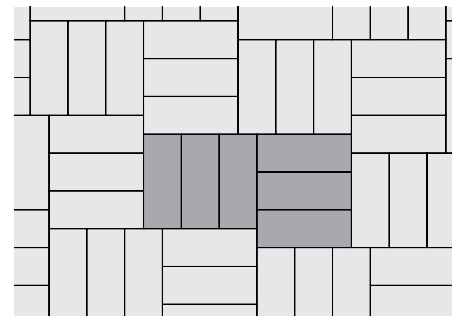
SERIES RANDOM B - 40% Large Rectangle, 40% Square, 20% Small Rectangle



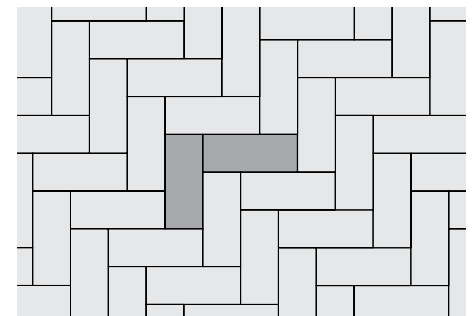
THORNBURY A - 49% Large Rectangle, 34% Medium Rectangle, 17% Small Rectangle



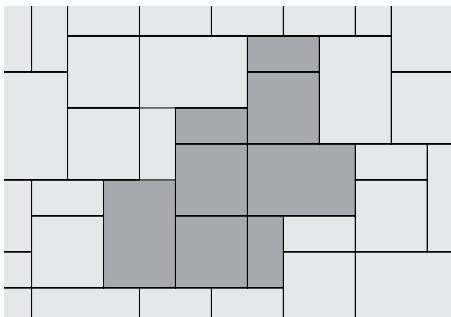
THORNBURY C - 49% Large Rectangle, 34% Medium Rectangle, 17% Small Rectangle



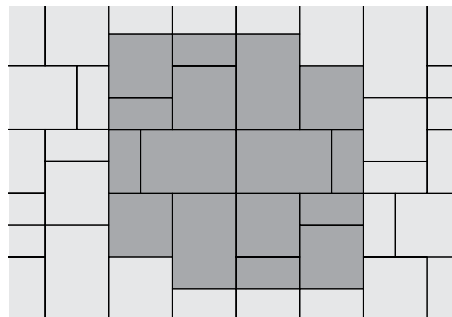
TOWN HALL A - 100% Standard



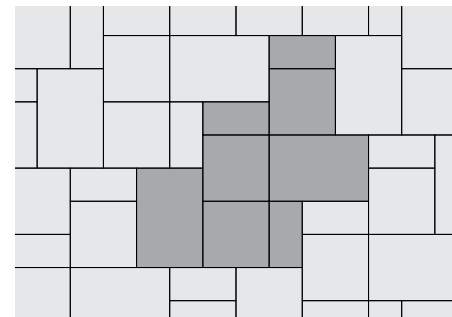
TOWN HALL B - 100% Standard



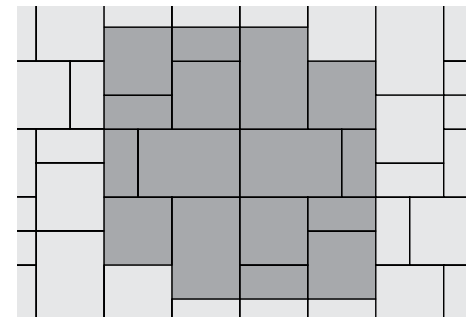
UMBRIANO RANDOM A - 40% Large Rectangle, 40% Square, 20% Small Rectangle



UMBRIANO RANDOM B - 40% Large Rectangle, 40% Square, 20% Small Rectangle



WINDERMERE A - 40% Large Rectangle, 20% Small Rectangle, 40% Square



WINDERMERE B - 40% Large Rectangle, 20% Small Rectangle, 40% Square

INDEX

PAVERS

Artline™	75...6, 9, 13, 17
Beacon Hill™ Flagstone	59...19-20
Beacon Hill™ Smooth	63...14, 106, 116
Bristol Valley*	69...9
Brussels Block*	53...7, 13, 23
Copthorne*	101...7, 9, 13
Courtstone*	93...7, 22, 24-25
Double Holland™	55
Eco-line*	57
Eco-Optiloc™	57
Eco-Priora™	56
Eco-Promenade*	56
Europaver*	54
Granito™	73
Hollandstone™	55
Il Campo*	72
Mattoni	71
Promenade™ Plank Paver	77
Richcliff*	89...5, 10, 13, 15, 46
Senzo™	87
Series™	79...9, 10, 17
Thornbury™	67...19, 22, 24
Town Hall*	97...7, 16, 20-21, 23
Tribeca Cobble™	81...12, 20, 25
Umbriano*	83...2-3, 7-8, 16-18, 20, 22
Windermere™ Flagstone	49
Windermere™ Smooth	51

SLABS

Beacon Hill™ Smooth Slab	109...14, 106
Metro Slab	110
Natural Stone Slabs	113...4-5
Porcelain Tile Slabs	115
Promenade™ Plank	108
Umbriano* Slab	111

RETAINING WALLS AND VERTICALS

ArchiTEXTURES™	123
Brussels Dimensional Stone*	131...5, 13, 10
Lineo* Dimensional Stone	129...4, 10, 13
Pisa2*	132
Rivercrest* Wall	125...5, 9, 16, 19-20, 23
SienaStone*	133
SienaStone* Smooth	133
U-Cara*	119...8, 11, 17, 116

STEPS, TREADS & COPING

Brussels Fullnose™	53
Granite Steps	143
Granite Coping	145
Ledgestone™ Coping	145...9, 16, 19-20
Ledgestone™ Steps	143...9, 16, 19-20
Natural Stone Coping	145...4-5, 11
, 17Natural Stone Steps	143...7
SienaStone* Steps	143
SienaStone* Smooth Steps	143
Pisa2* Coping	145
Universal Coping	145...8, 116, 140

TOPICS OF INTEREST

Borders and Banding, Pavers	104-105
Borders and Banding, Walls	138-139
Classic	28
ColorFusion™	29...83, 111, 121
Construction 101	30
Coping	145-146
EnduraColor™	28
Elegance™	28
EasyClean™	29...83, 87, 111, 121
Firepits	134...5, 8, 10, 17, 60, 76, 78
Fireplaces	134...10, 20
Grill Islands	137...10, 16, 88
Joint Material	31
Laying Patterns	148-149
Maintenance	33
Outdoor Idea Center	42
Permeable Pavers	32...56-57, 81, 99
Pillars	136...9, 13, 23, 70, 82
Design	40...39
Reala™	29...91, 95, 99, 103, 125, 143, 145
Retaining Walls	116-133...4, 11, 19-20
Sealing	33
Steps	143, 147
Ultima™	29...91, 95, 99, 103
Water Features	136...13, 17, 66

ON THE COVER



PAVER:

Beacon Hill Smooth (Granite Fusion) with Town Hall (Basalt) accent

SEAT WALL:

U-Cara (Granite Fusion Pitched Face) with U-Cara (Opal Blend Smooth Face) accent and Universal Coping (Light Grey) with Ledgestone (Grey) pillar cap

FIREPIT: U-Cara (Opal Blend Smooth Face)

Unilock Ltd. and Hengestone Holdings, Inc. are the owners or authorized users of all trademarks used in this publication unless otherwise specified. Senzo™ and Umbriano* are trademarks of Metten Stein + Design GmbH & Co KG used under license by Unilock*. Measurements throughout this portfolio are nominal. Not all products shown are available at all Unilock locations. Log on to Unilock.com for availability. *Colors shown in this catalog should be used only as a guide. Colors should always be chosen from actual samples. Contact your local Unilock representative for color availability in your area.

©2019 Hengestone Holdings, Inc.

Quality

FOR US, IT'S PERSONAL

Over 40 years ago, our founder stumbled upon a unique little European product called the Uni-Stone. Intrigued by the benefits of this revolutionary paving method, he decided to license the product and bring the concept to North America. He purchased a basic paver machine from Europe and hired a small staff to produce the stones.



Founder Ed Bryant - circa 1972

In those days, most sales of Unilock® were to large-scale commercial properties and streetscapes. Any lapse in quality would be costly and would jeopardize our owner's personal reputation. So quality was of paramount importance.

From these humble beginnings, through to the multinational company we are today, Unilock has remained a family-owned company that puts quality first. For us, it's not just a matter of dollars and cents, it's our personal reputation that's on the line. Our customers - Homeowners, Contractors, Landscape Designers and Architects, across North America - can rely on us to supply them with **quality product every time.**



We provide a Transferable Lifetime Guarantee on the structural integrity of our paving stones, slabs and retaining wall units for residential use. Any materials installed and maintained to our guidelines, and subject to normal wear, that prove defective, will be replaced without cost. Color matching cannot be guaranteed and replacement labor is not included.

UNILOCK[®]

DESIGNED TO CONNECT.™

UNILOCK.COM | 1-800-UNILOCK

BOSTON
(508) 278-4536

BUFFALO
(716) 822-6074

CHICAGO
(630) 892-9191

MILWAUKEE
(262) 742-3890

KANSAS
(913) 417-7985

MICHIGAN
(248) 437-7037

NEW YORK
(845) 278-6700

MID-ATLANTIC
(202) 798-2060

ONTARIO
(416) 646-9000

OHIO / WESTERN PA
(330) 927-4000

CINCINNATI / KY / TN
(513) 202-0219

