




JNILOCK[®]
DESIGNED TO CONNECT.

2018
PAVERS AND WALLS






Something for **EVERYONE**

Whether you're dreaming of an intimate patio, a practical driveway or a luxurious outdoor living space, Unilock® has a variety of paver and wall options to choose from.

Let us help you bring your dream project to life!





Artline™ with Town Hall™ accent and Lineo™ Dimensional Stone with Ledgestone™ coping and pillar cap

DREAM

IMAGINE THE POSSIBILITIES

The following pages contain just a few of the infinite number of Unilock project possibilities. Visit our online project photo gallery at Unilock.com for hundreds more.

DRIVEWAYS

ENTRANCES & WALKWAYS

OUTDOOR LIVING

POOL DECKS



TOP

PAVER: Richcliff® (Dawn Mist) with Brussels Block® (Sandstone) accent

FIREPLACE: Lineo® Dimensional Stone (Granite Blend with Midnight Charcoal accent) with Ledgestone™ (Grey) coping

SEAT WALL: Rivercrest® Wall (Coastal Slate) with Ledgestone™ (Grey) coping

BOTTOM

PAVER: Umbriano® (Midnight Sky) with Series™ (Black Granite) accent

SEAT WALL AND FIREPIT: Rivercrest® Wall (Coastal Slate) with Series (Black Granite) accent and Ledgestone (Grey) and Brussels Fullnose™ (Limestone) coping

OPPOSITE


LOWER PAVER: Richcliff (Dawn Mist) with Courtstone® (Basalt) accent

UPPER PAVER: Promenade™ Plank Paver
GRILL ISLAND, WALL AND WATER FEATURE: Brussels Dimensional Stone® (Sandstone) with Natural Stone (Black River) coping









OPPOSITE

Town Hall® (3 Color Blend and Heritage Red)

LEFT

Natural Stone (Indian Coast)

RIGHT

Brussels Block® (Sandstone) with Cophthorne®
(Basalt) accent



TOP

PAVER: Umbriano® (Winter Marvel) with Umbriano (Midnight Sky) accent and Natural Stone (Black River) coping

GRILL ISLAND: Rivercrest™ Wall (Coastal Slate)

BOTTOM

Natural Stone (Stone Cliff Grey) with Natural Stone (Black River) coping

OPPOSITE

PAVER: Artline™ (Granite Fusion)

STEPS AND PILLARS: Brussels Dimensional Stone® (Limestone) with Natural Stone (Black Oyster) treads and Ledgestone™ (Grey) pillar cap









OPPOSITE

PAVER: Umbriano® (French Grey) with Town Hall® (Basalt) accent

SEAT WALL AND FIRE FEATURE: U-Cara™ (Granite Fusion) Pitched Face with U-Cara (Opal Blend) Smooth Face accent and Universal (Grey) coping

PLANTERS AND STEPS: U-Cara™ (Granite Fusion) Pitched Face with U-Cara (Opal Blend) Smooth Face accent and Universal (Grey) coping

PILLARS: U-Cara (Opal Blend) Smooth Face with U-Cara (Granite Fusion) Pitched Face accent and Ledgestone™ (Grey) pillar caps

TOP

PAVER: Umbriano (Winter Marvel) with Umbriano (Midnight Sky) accent

WALL: Lineo® Dimensional Stone (Granite Blend) with Lineo Dimensional Stone (Midnight Charcoal) accent and Ledgestone (Grey) coping and pillar caps

BOTTOM

PAVER: Thornbury™ (Almond Grove)

FIRE FEATURE: Rivercrest® Wall (Coastal Slate) with Natural Stone (Black River) coping





OPPOSITE

Tribeca Cobble™ (Crystalline Basalt) with Courtstone® (Pebble Taupe) accent

TOP

PAVER: Beacon Hill™ Flagstone (Almond Grove Fusion) with Umbriano® (Midnight Sky) accent and Beacon Hill™ Flagstone (Sierra Fusion) pergola and fireplace areas with Umbriano (Midnight Sky) accent

WALL, PILLARS, GRILL ISLAND AND FIREPLACE: Rivercrest® Wall (Coastal Slate) with Umbriano (Midnight Sky) accent and Ledgestone™ (Grey) coping and pillar caps. Beacon Hill Flagstone (Sierra Fusion) fireplace accent also featured.

BOTTOM

PAVER: Umbriano (Summer Wheat) with Series™ (Black Granite) accent and Artline™ (Sierra Fusion) circle inset with Series (Black Granite) accent

SEAT WALL, PILLARS AND FIREPIT: Brussels Dimensional Stone® (Sierra) with Series (Black Granite) accent and Ledgestone (Buff) coping and pillar caps





OPPOSITE

PAVER: Beacon Hill™ Flagstone (Sierra Fusion) with Town Hall® (Basalt) accent

WALL AND GRILL ISLAND: Estate Wall® (Unavailable in Ontario Market) with Town Hall® (Basalt) accent

TOP

PAVER: Beacon Hill™ Flagstone (Almond Grove Fusion) with Copthorne® (Basalt) accent

PILLARS: Brussels Dimensional Stone® (Sierra) with Ledgestone™ (Grey) coping

BOTTOM

Umbriano® (Summer Wheat) and Courtstone® (Basalt) accent





TOP
 Artline (Umbriano® Finish - Midnight Sky and Winter Marvel - custom order) with Series™ (Black Granite) accent

BOTTOM
 PAVER: Artline™ (Granite Fusion) with Series (Black Granite) accent

WALL: Lineo® Dimensional Stone (Granite Blend) with Series (Black Granite) accent and Ledgestone™ (Grey) coping

OPPOSITE
 PAVER: Natural Stone (Stone Cliff Grey)
 GRILL ISLAND AND FIREPIT: Rivercrest® Wall (Buff) and Rivercrest Firepit Kit (Buff)









OPPOSITE

PAVER: Umbriano® (Summer Wheat) with Town Hall® (Burgundy Red) accent and walkway with LedgeStone™ (Buff) treads

WALL, GRILL ISLAND, PILLARS AND

FIREPLACE: Brussels Dimensional Stone® (Sierra) with Town Hall (Burgundy Red) accent and LedgeStone (Buff) coping and pillar caps

TOP

Umbriano (Summer Wheat)

BOTTOM

Town Hall (3 Color Blend)





OPPOSITE
Tribeca Cobble™ (Crystalline Basalt) with
Tribeca Cobble (Peppered Granite) accent
and Cophthorne® (3 Color Blend) insert

TOP
Beacon Hill™ Smooth (Opal Blend)

BOTTOM
PAVER: Richcliff® (Dawn Mist and
Pebble Taupe) with Courtstone®
(Basalt) accent
WALL: Lineo® Dimensional Stone
(Granite Blend) with Lineo Dimensional
Stone (Midnight Charcoal) accent and
Natural Stone (Stone Cliff Grey) coping



AWARDS
OF EXCELLENCE
BEST IN SHOW

UNILOCK BEST IN SHOW

At Unilock®, we believe the beauty of our products can only be fully realized through the outstanding design and installation skills of professional contractors. Because of this, we recognize and celebrate the best in design and installation with our annual Unilock Awards of Excellence competition. In place since 1994, the AOE is held at each Unilock location and showcases the best projects amongst hundreds of entries across various categories. For the past two years we have awarded a Best in Show prize to the most outstanding overall project, selected from all our regional winners across the U.S. and Canada.

This year's Best in Show winner is Extreme Exteriors Landscape and Construction from Big Bend, Wisconsin.

They designed and installed this incredible Bristol Valley® pool surround, outdoor kitchen and entertainment space featuring Bristol Valley and Copthorne® pavers and Brussels Dimensional Stone® wall.





BEST IN SHOW

PAVER:

Bristol Valley® (Granite Fusion) with Cophorne® (Basalt) and Brussels Block® (Sandstone) accents and paver rugs

POOL PAVER:

Bristol Valley (Granite Fusion) with Cophorne (Basalt) and Brussels Block (Sandstone) accents and Brussels Fullnose™ (Sierra) coping

GRILL ISLAND, PIZZA OVEN, FIREPIT, SEAT WALL, FIRE FEATURE, PILLAR AND WATER FEATURES:

Brussels Dimensional Stone® (Sierra) with Cophorne (Basalt) accent and Brussels Fullnose (Sandstone) coping and Ledgestone™ (Buff) pillar caps

RETAINING WALL AND STEPS:

Brussels Dimensional Stone (Sierra) with Ledgestone (Buff) coping and Brussels Fullnose (Sandstone) treads

 SEE VIDEO FOOTAGE AT UNILOCK.COM





Many products will look great when they're first installed, but in time, the difference in quality shows. **All products are NOT created equal!**



LEARN

LOOK BEYOND THE SURFACE

There's more to a successful project than simply what you see on the finished surface. The construction of the base, the technology that goes into the products you choose and the steps you take to care for your new outdoor space, all influence whether or not a project will continue to look great for years to come.

UNILOCK® QUALITY AND TECHNOLOGIES

CONSTRUCTION 101

PERMEABLE PAVERS AND PROJECT CARE

WORLD CLASS COMMERCIAL PROJECTS

UNILOCK QUALITY -- GUARANTEED


Unilock is the **only company** in North America with memberships in Eurobeton and Stein + Design, two **prestigious European** concrete product innovation groups, which give us exclusive access to leading edge product designs and manufacturing processes.

CONCRETE AT ITS BEST

Transformed under the supervision of our Unilock® experts, natural and mineral elements are combined with concrete and synthetic iron oxide pigments to create **remarkably durable** paving stones and walls. *There are three collections of Unilock pavers to choose from.*

GOOD CLASSIC

This is how the first pavers were manufactured. The product mix of large and small aggregates is consistent, from top to bottom, with color mixed throughout. The Unilock **Classic** pavers we manufacture exceed all ASTM standards for quality and strength.



BETTER ENDURACOLOR™

EnduraColor products are manufactured in a two-step process which combines a base of coarser aggregates for a stronger foundation, with concentrated color and wear-resistant finer aggregates on top. EnduraColor products are highly resistant to fading because the top layer prevents large, lighter color aggregates from showing through.

ONLY UNILOCK OFFERS ENDURACOLOR PLUS ARCHITECTURAL FINISHES. These products set a new standard for everlasting beauty thanks to proprietary blends of some of nature's highest performing minerals such as granite and quartz, combined with manufacturing technologies that are exclusive to Unilock.



Upgrading to **EnduraColor** or **EnduraColor Plus** could have less impact on the overall project price than you may think.

The cost of pavers is only a small portion of the overall project budget.



EXCLUSIVE UNILOCK® TECHNOLOGIES

REALA™

Ultra-realistic textures cast from Natural Stone, brick and historic cobblestones.

Look for **REALA TECHNOLOGY**
in the following Unilock products:

COPTHORNE®, COURTSTONE®, RICHCLIFF®
RIVERCREST® WALL AND TOWN HALL®




ULTIMA™

This proprietary manufacturing process creates pavers with up to four times the strength of poured concrete.

Look for **ULTIMA CONCRETE TECHNOLOGY**
in the following Unilock products:

COPTHORNE®, COURTSTONE®,
RICHCLIFF® AND TOWN HALL®

*Deteriorating
brick pavers
exposed to
deicing salt*



*Unilock
Town Hall
pavers are
built to last*

COLORFUSION™

A proprietary technology that disperses color randomly for a natural granite-like appearance.

Look for **COLORFUSION TECHNOLOGY**
in the following Unilock products:

UMBRIANO*




EASYCLEAN™

Factory sealed to provide integral surface protection from stains.

Look for **EASYCLEAN STAIN RESISTANCE**
in the following Unilock products:

SENZO* AND UMBRIANO



There are two Clean Factors (CF) to choose from:*

CLEAN FACTORS (CF)	CF 90	CF 100
Pavers are pre-sealed at the factory	*	*
Enhanced resistance to weathering	*	*
Reduced dirt absorption	*	**
Stains from leaves, coffee, ketchup, mustard, wine and BBQ oils are easier to remove	*	**

CONSTRUCTION 101

The long-term performance of your project is determined by the **quality of the work** that's done to prepare the base **below** your pavers and walls.



1 | EXCAVATION

The first step in any project is excavation of grass and topsoil.

The depth will depend on two factors:

- | **Soil Type** - Clay soil requires deeper excavation; sandy soil requires less.
- | **Use** - Heavy loads like driveways and retaining walls require deeper excavation; lighter loads like patios and walkways require less.

2 | GRAVEL BASE

The excavated area will be filled with a **base gravel**.

This gravel base needs to be:

- | **Strong enough** to handle the load of whatever is placed on the surface.
- | **Free draining** so that water drains out of the base into the subsoil. Retaining walls may require a perforated drain pipe in the gravel base to direct water away from the base of the wall.
- | **Extended** at least six inches beyond the edges of the finished paver surface.
- | **Compacted** in several layers, using the proper equipment.

3 | BEDDING MATERIAL

For pavers, the right bedding material installed at the right depth is vital to provide a smooth surface on which to lay pavers and allow water to drain away from the surface. For walls, a concrete pad may be installed below grade.

4 | RESTRAINT SYSTEM

For pavers, an edge restraint will be secured with long metal spikes to prevent perimeter pavers from drifting out. For walls, glue may be used to secure rows of blocks and for larger retaining walls geogrid may be used every few layers to secure the wall into the soil that is being retained.

5 | JOINT MATERIAL

Joint material plays an important role between pavers, in keeping weeds and other debris out. Your contractor can help you decide which joint material is right for your project.



BLACK SAND

TAN SAND

GREY SAND

Visit Unilock.com for joint material recommendations by product.

There are three types of joint material to choose from:

Basic Jointing Sand – Years ago, this was the only joint material available. As it wore away, issues with weeds could arise. If you choose a basic sand, we recommend that you use a joint stabilizing sealer and be prepared to replenish the sand when needed.

Polymeric Sand – This special sand stays in place longer because it is combined with a binding agent. However, it's not right for every project and needs to be installed with care to prevent hazing.

Unilock® EasyPro™ – The ultimate joint compound for paving stones. It's a no-haze, epoxy resin product that is puncture resistant and eco-friendly. It's perfect for wide joints but not recommended for all applications.



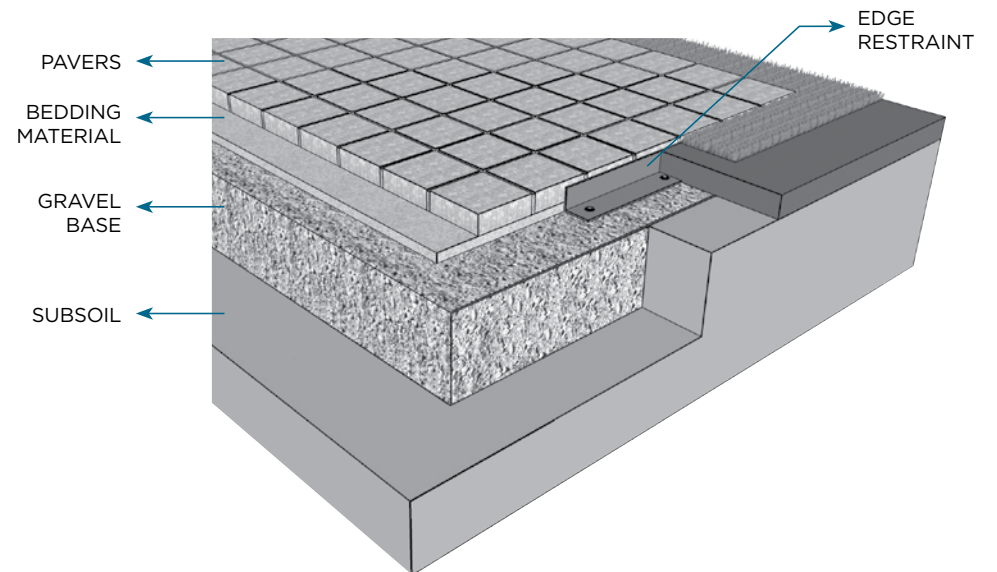
6 | SEALING

Unilock pavers will be durable with, or without, a sealer. Some homeowners choose to apply a sealer to their project surface to enhance the color of the pavers, while others choose to appreciate the color of the pavers as they are. Some Unilock pavers are sold pre-sealed. If you choose to seal, you should plan to re-seal every 3-5 years.

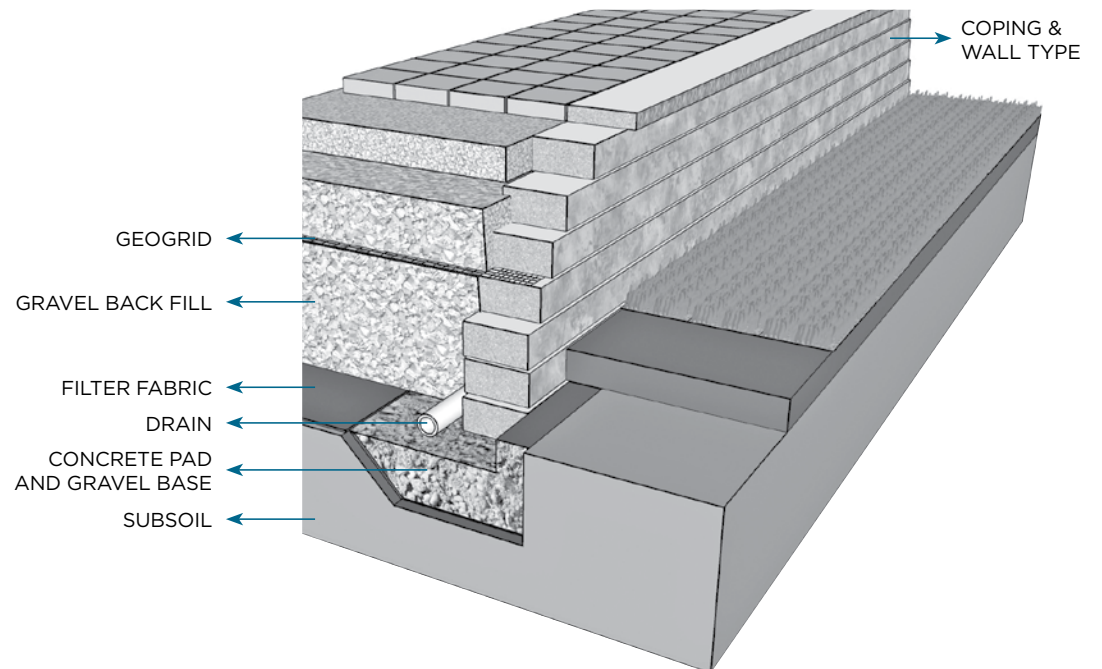


REMEMBER A quality project relies on a quality foundation.
We recommend hiring a professional contractor.

PAVER CONSTRUCTION



WALL CONSTRUCTION





PERMEABLE PROJECTS A GREENER CHOICE!

More and more homeowners are installing **permeable** paver projects to help direct rainfall away from storm sewer systems and back into the **natural ecosystem.**

We take pride in offering the widest selection of permeable pavers in North America. From traditional finishes such as Town Hall®, the only rustic style permeable paver in North America, to the contemporary styling of Eco-line®, there is a permeable Unilock product to suit any project.

Look for these Unilock Permeable Products:

Town Hall®
Tribeca Cobble™
Eco-Line®
Eco-Optiloc™
Eco-Priora™

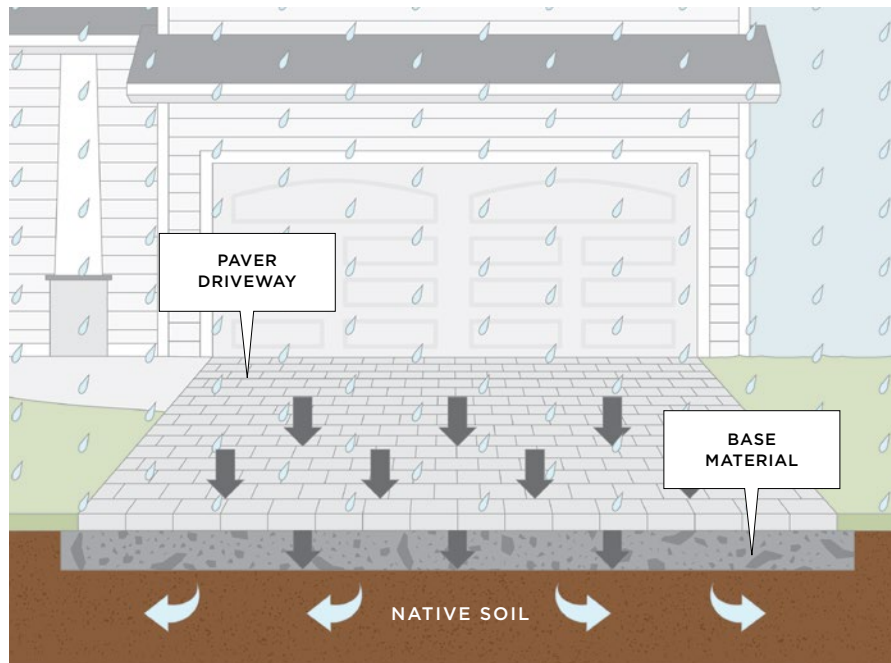


The pavers used in a permeable installation look very similar to traditional pavers, but are made with extra space between them so rainwater can flow back into the earth below, instead of running off the surface into storm sewers.

Special materials are used in the permeable base and joints to encourage water to flow through. Unilock® permeable paver choices can be found on pages 61, 69 and 100-101.



Some homeowners install rainwater collection systems underneath their paver projects to supply water to in-ground sprinkler systems!



INTERESTING FACT A permeable paver will accumulate less ice because water will drain from the paver surface before it has time to freeze.

PROJECT MAINTENANCE

WEEDS CAN BE PREVENTED

When a proper base is installed, there is no soil directly beneath your pavers from which weeds can grow. However, if the joints are not kept full with jointing material, it is possible for dirt and weed seeds to blow in from the surrounding area and germinate in the joints.

In the past - a basic sand was the only jointing material available. Unless this sand was replenished regularly, rain would erode the sand, leaving joints vulnerable to weeds.

Today - new varieties of sand stabilizer compounds and polymeric jointing material are available which **relieve homeowners from this maintenance burden.** See page 31 for more information on jointing material choices.

A SOLID FOUNDATION PREVENTS SETTLING

When the base of your project is properly constructed, water will not accumulate underneath and settling will not occur. See page 30 for more information on proper construction.

Need help finding a qualified contractor? Call us at **1-800-UNILOCK** or register online at **Unilock.com** and we'll match you with a Unilock® Authorized Contractor in your area.

TO SEAL OR NOT TO SEAL

Some homeowners choose to apply a sealer to their project surface when it's finished, to enhance the color of their pavers. Others choose to appreciate the color of the pavers as they are. Unilock pavers will be durable with or without a sealer. If you choose to seal your project after its installed, you should plan to re-seal every three to five years.

THE CHOICE OF DESIGN PROFESSIONALS


The same Unilock® products available to homeowners are relied on by architects, landscape architects and engineers, to create world class commercial spaces across North America.



Navy Pier, Chicago, IL. Designer: James Corner Field Operations



Franklin D. Roosevelt State Park, Yorktown Heights, NY. Designer: Saratoga Associates



New York State Parks, Terrapin Point and Cave of the Winds, Niagara Falls, NY. Designer: LA Group



James Street Go Station, Hamilton, ON. Designer: IBI Group, L.A.



College Campus, Amherst, MA. Designer: Michael Van Valkenburgh Associates



University of Wisconsin, Madison, WI. Designer: REED Hilderbrand LLC

THE CHOICE OF THE BEST CONTRACTORS & CRAFTSMEN

Like a good artist needs the right paint, the best contractors use the Unilock palette of exclusive colors, textures and styles to showcase their creativity and workmanship. These artisans trust Unilock to continue to provide them with the tools they need for cutting edge design and installation standards that set them apart.

LEARN



PLAN

TURNING YOUR DREAM INTO REALITY

If you've never undertaken an outdoor landscaping project before, it can feel overwhelming. We're here to help. The pages in this section are designed to help you plan for a successful project:

CHOOSING A CONTRACTOR

PROJECT MANAGEMENT TIPS

DESIGN CONSIDERATIONS

OUTDOOR IDEA CENTER

CHOOSING A CONTRACTOR

Choosing the right contractor for your project is the most **important decision** of all because even the best materials can be spoiled by poor installation and workmanship.

WORKMANSHIP

- Ask to see projects the contractor completed more than two years ago so you can see **how the work holds up** over time.
- Are the pavers laid in a way that minimizes awkward cuts? Are the curves of the project cut in a way that minimizes large gaps?
- Has edge restraint been used and is it still in place?
- How long does the contractor **guarantee** the work? How many warranty claims has the company had in the past two years?

SUB-CONTRACTING

Some contractors will hire other companies to perform parts of the work, like lighting and irrigation. Be sure to ask the contractor about these sub-contractors and how they will be managed.

RELEVANT EXPERIENCE

- How long has the contractor been installing pavers and walls?
- Has the contractor installed projects in the past with the features you're considering (e.g. a raised patio, retaining wall or water feature)?

BASE PREPARATION

- What are the contractor's base preparation methods? What materials are used and why?
- Is there a standard procedure for base preparation or will the contractor assess **your site's unique needs**?



HAVING TROUBLE FINDING A CONTRACTOR?

Contact us at **1-800-UNILOCK** or register online at **Unilock.com** to take advantage of our Unilock® Authorized Contractor referral program. We'll match you with a local contractor who is guaranteed to do the job right.

TIMING

- Ask the contractor how far in advance they are booking projects and **how long your project might take**.
- What is the contractor's payment terms?
- Is an upfront deposit required to **secure the timing** of the project?

DOCUMENTATION

- Does the contractor have the **proper licensing** for their work?
- Does the contractor have **liability insurance** and are employees covered by Workers Compensation?
- Will there be permits required for the job and if so, who is responsible to secure them?

COMPATIBILITY

- Do you like this contractor? Can you **easily communicate** and understand each other? Is this someone you can trust?
- Ask if the person you're meeting will be on site throughout the project or if someone else in the company will be your day-to-day contact person.
- Contacting **references** can help you understand how the contractor operates throughout a project.



DESIGN

- Does the contractor offer a **design service**? Is there a cost for this? Is the design hand drawn or rendered in 3D?
- Are the contractor's designs something you would like for your project?

PROJECT MANAGEMENT TIPS

1 | BUDGET

Ask your contractor to provide **good/better/best versions** of the project, or perhaps a budget that phases your project into several stages. Some contractors can even offer **payment plans** so you don't have to pay for your project right away.

2 | TIMELINE

Be sure to tell your contractor if there is a **deadline** by which the project absolutely must be completed. Rainy weather sometimes impacts the timing of projects, so be sure to understand what happens in the event of a delay.

3 | GROUND RULES

Your contractor's crew will be on your property on a daily basis. Agree to **ground rules** before the project begins. What time will work begin and end each day? What is their daily clean up routine? Where will products and equipment be stored on the site? Will they require access to your home or garage?

4 | COMMUNICATION

Establish in advance **who to contact if you have concerns** and how often you'd like your contractor to provide you with updates. If you notice something that doesn't look right on your project, be sure to let your contractor know right away.

5 | CHANGES

Even the best managed projects occasionally run into unforeseen circumstances. Be sure to understand the contractor's procedure for handling changes.

6 | PROJECT WRAP UP

Once you've inspected your completed project, if you're happy with the work, be sure to **recommend your contractor** to friends and neighbors. And don't forget to register for your Unilock product warranty at Unilock.com!

DESIGN CONSIDERATIONS

OUTDOOR LIVING

EXPAND YOUR HOME

A new outdoor living space can **add functional square footage** to your existing home by providing a new space to relax and entertain. Consider first how you would like to use the space, and then design it as an extension of your interior decorating style. Even a small space can appear bigger by using different paver colors, paver borders, elevation changes and seat walls to define distinct areas for cooking, eating and relaxing.

OUTDOOR ROOMS

Fire features are growing in popularity because they add visual interest and warmth that makes the space more enjoyable to use in cooler weather. Lighting installed in gardens, low walls, steps and pillars will also help draw people outside in the evening and adds visual appeal that you can enjoy from inside your home. Snow-covered pillars and walls can make beautiful accents to your property in the winter months.




POOL DECKS

SIZE MATTERS

When planning your pool deck, **four feet is the minimum perimeter** around the pool for basic access. However, if you intend to use the pool deck as a patio for entertaining or sunbathing, you'll need to increase this significantly. Be sure to keep in mind the size of your outdoor furniture; it's typically much bigger than indoor furniture!

SAFETY CONSIDERATIONS

The paver you choose for your pool deck deserves special consideration because you'll be **walking on it in your bare feet!** Be sure to choose a color that **won't absorb too much heat** from the summer sun. A smoother surface is pleasing to walk on, but make sure it's sufficiently **non-slip**. Umbriano® is our most popular choice for pool decks. For the coping around the edge of the pool, avoid products with abrasive edges. A contrasting coping color or inset border is also something to consider, as it helps define the pool edge.




DRIVEWAYS

CURB APPEAL

A paver driveway is **an investment that adds instant curb appeal** and value to your home. When choosing a paver product it's generally a good idea to complement the main color of your home rather than to try to match it. Then, consider borders and accents to draw out specific colors from your home and create continuity. Consider adding vertical features like pillars, planters and decorative walls to further enhance the beauty of your driveway.

THINK GREEN

Permeable pavers **allow rainwater to flow between the joints**, through special base materials and into the subsoil below. This reduces puddling on the driveway surface when it rains, and reduces ice build-up in winter. It also provides a dual "green" benefit; not only does it reduce the amount of water that flows into storm sewers but it also provides moisture to surrounding plant material.



ENTRANCES

WELCOME GUESTS

A great looking front entrance gives guests a warm welcome. Attractive steps that are wide enough to easily navigate, **low garden walls and planter boxes**, and smartly placed lighting all contribute to a cozy feeling that smooths the transition from the street to your home. As a general rule, the minimum width for any walkway is four feet.

A PLACE TO SIT

Even a modest front yard can usually accommodate a small courtyard seating space, where a morning coffee can be enjoyed or parents can observe their children playing with neighborhood friends.



NEED MORE DESIGN IDEAS? VISIT A **UNILOCK OUTDOOR IDEA CENTER**

SEE An expansive display of **Unilock®** products in a **life-size** outdoor setting.

TALK To our **knowledgeable staff** and we'll help you create a plan to achieve the outdoor space you're dreaming about.

TAKE **FREE samples** of Unilock paver and wall products home with you.

HOURS OF OPERATION

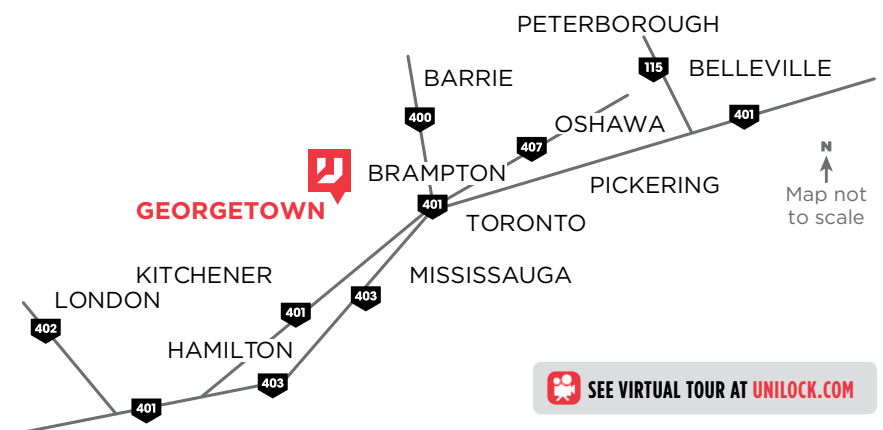
APR - JUN MON - WED 9am - 6pm | THURS - FRI 9am - 8pm | SAT - SUN 10am - 4pm

JULY MON - WED 9am - 6pm | THURS - FRI 9am - 8pm | SAT 10am - 4pm

AUG - SEP MON - FRI 9am - 6pm | SAT 10am - 4pm

OCT - NOV MON - FRI 9am - 5pm

287 Armstrong Avenue Georgetown, ON L7G 4X6



 **SEE VIRTUAL TOUR AT [UNILOCK.COM](https://www.unilock.com)**

Please feel free to walk around and browse our Outdoor Idea Center at any time. Call **1-800-UNILOCK** or visit **Unilock.com** for more details.

VISUALIZING YOUR PROJECT DESIGN

While there are many contractors and designers who still prefer to draw by hand, more and more plans today are being created digitally and in 3D.

If you're having trouble imagining what your project will look like when it's complete, a 3D design can really help.



HAVING TROUBLE FINDING A CONTRACTOR WHO CAN HELP VISUALIZE YOUR DESIGN? WE CAN HELP.

Contact us at **1-800-UNILOCK** or register online at **Unilock.com** to take advantage of our Unilock® Authorized Contractor referral program. We'll take the time to understand your project, and will match you with a local contractor who offers a 3D design service and is guaranteed to do the job right.

3D Rendering



Completed Job



TRADE UP TO A
**NEW PAVER DRIVEWAY
AND YOU COULD
RECEIVE UP TO**

**\$500 IN
REBATE CASH.**

\$500 rebate on projects using more than 1,000 sq ft of Unilock EnduraColor or EnduraColor Plus products. \$250 rebate on projects using 250-999 sq ft of Unilock EnduraColor or EnduraColor Plus.

Call 1-800-UNILOCK or visit Unilock.com for rebate details.

**RECEIVE UP TO
\$500 IN CASH**

REBATE APPLIES TO UNILOCK:



- **ENDURACOLOR™ PLUS** ARCHITECTURAL FINISHES
- **ENDURACOLOR™**
- **U-CARA™**
- **RIVERCREST™ WALL LINE OF PRODUCTS**
- **ARCHITEXTURES™ WALL**



ENDURACOLOR PLUS



ENDURACOLOR



SELECT

CHOOSING THE PERFECT PRODUCT

Choose from our vast array of styles - everything from pavers cast from actual cobblestones found in historic European village streets, to the sleek modern lines and random color dispersion of granite-like slabs.

**ENDURACOLOR™ PLUS
ARCHITECTURAL FINISHES**

ENDURACOLOR™

CLASSIC

PERMEABLE

VERTICAL DIMENSIONS



RICHCLIFF®






 SEE VIDEO FOOTAGE AT [UNILOCK.COM](https://www.unilock.com)




Pebble Taupe and Dawn Mist Blend.


COLORS*




DAWN MIST



PEBBLE TAUPE



PEBBLE TAUPE / DAWN MIST BLENDED ON SITE



SMOKE SHALE **NEW FOR 2018**



RECTANGLE
12 x 9 x 2 3/8"
30 x 22.6 x 6cm



SQUARE
9 x 9 x 2 3/8"
22.6 x 22.6 x 6cm



SMALL RECTANGLE
6 x 9 x 2 3/8"
15 x 22.6 x 6cm



LARGE RECTANGLE
21 x 12 x 2 3/8"
52.8 x 30.2 x 6cm
SOLD SEPARATELY
COMING SOON IN 2018

RANDOM BUNDLE

RICHCLIFF® TECHNICAL ADVANTAGES

ENDURACOLOR™ PLUS ARCHITECTURAL FINISHES

Refined surface and long-lasting color

REALA™ TECHNOLOGY

Cast natural stone

ULTIMA™ CONCRETE TECHNOLOGY

Up to 4x stronger than poured-in-place concrete

DRIVE FRIENDLY

Can handle vehicular loads

Laying patterns can be found on page 134.



UMBRIANO®





TOP

PAVER: Summer Wheat with Senzo™
(Castano) accent and Ledgestone™
(Buff) coping

WALL, STEPS AND HOT TUB: Rivercrest® Wall
(Buff) with Ledgestone (Buff) coping
and treads

BOTTOM

French Grey



 SEE VIDEO FOOTAGE AT [UNILOCK.COM](https://www.unilock.com)



FRENCH GREY **NEW FOR 2018**




WINTER MARVEL



HARVEST BROWN **NEW FOR 2018**



SUMMER WHEAT



MIDNIGHT SKY



LARGE RECTANGLE
21 x 14 x 2³/₈ & 3¹/₈"
54 x 36 x 6 & 8cm



SQUARE
14 x 14 x 2³/₈ & 3¹/₈"
36 x 36 x 6 & 8cm



SMALL RECTANGLE
7 x 14 x 2³/₈ & 3¹/₈"
18 x 36 x 6 & 8cm



SMALL RECTANGLE
7 x 14 x 3¹/₈"
18 x 36 x 8cm
SOLD SEPARATELY

RANDOM BUNDLE AVAILABLE IN BOTH 6CM & NOW 8CM NEW FOR 2018



24 x 24 x 2³/₄"
60 x 60 x 7cm



12 x 24 x 2³/₄"
30 x 60 x 7cm



16 x 16 x 2³/₄"
40 x 40 x 7cm



8 x 16 x 2³/₄"
20 x 40 x 7cm



8 x 8 x 2³/₄"
20 x 20 x 7cm
WHILE QUANTITIES LAST

NOTE: 24" and 6cm Rdm not suitable for vehicular applications.

SPECIAL ORDER: 12 x 36", 18 x 36" and 36 x 36" (10cm) are also available by special order (minimum quantities apply).

Laying patterns can be found on page 134.

UMBRIANO®

TECHNICAL ADVANTAGES

ENDURACOLOR™
PLUS ARCHITECTURAL FINISHES

Refined surface and long-lasting color

EASYSOFT™ STAIN RESISTANCE - CF 90

Factory sealed to provide integral surface protection from stains

COLORFUSION™ TECHNOLOGY

Subtly mottled color finish

DRIVE FRIENDLY

8cm pavers can handle vehicular loads, as well as the 16 x 16", 8 x 16" and 8 x 8" sizes of 7cm



COURTSTONE®









Pebble Taupe and Dawn Mist Blend

COLORS*



BASALT



BELGIAN BLUE



BASALT / BELGIAN BLUE BLENDED ON SITE



DAWN MIST



PEBBLE TAUPE



DAWN MIST / PEBBLE TAUPE BLENDED ON SITE

COURTSTONE®

TECHNICAL ADVANTAGES

ENDURACOLOR™
PLUS ARCHITECTURAL FINISHES

Refined surface and long-lasting color

REALA™ TECHNOLOGY

Cast from historic European cobble stones

ULTIMA™ CONCRETE TECHNOLOGY

Up to 4x stronger than poured-in-place concrete

DRIVE FRIENDLY

Can handle vehicular loads



RANDOM BUNDLE

XL RECTANGLE
5 1/8" x 8 3/8" x 2 3/8"
13 x 21.5 x 6cm



LARGE RECTANGLE
5 1/8" x 7 1/4" x 2 3/8"
13 x 18.5 x 6cm



RECTANGLE
5 1/8" x 6 1/2" x 2 3/8"
13 x 16.5 x 6cm



SMALL RECTANGLE
5 1/8" x 5 3/4" x 2 3/8"
13 x 14.5 x 6cm



SQUARE
5 1/8" x 5 1/8" x 2 3/8"
13 x 13 x 6cm

Laying patterns can be found on page 134.



TOWN HALL®









3 Color Blend (Burgundy Red, Burnt Clay and Old Oak)


COLORS*




BURGUNDY RED




BURNT CLAY




OLD OAK




3 COLOR BLEND BLENDED ON SITE



HERITAGE RED



HERITAGE CLAY



HERITAGE 2 COLOR BLEND
BLENDED ON SITE



BASALT



STANDARD
4 x 9¾ x 2¾"
10 x 25 x 7cm

Laying patterns can be found on page 134.

TOWN HALL® TECHNICAL ADVANTAGES

ENDURACOLOR™
PLUS ARCHITECTURAL FINISHES

Refined surface and long-lasting color

REALA™ TECHNOLOGY

Cast from historic brick

ULTIMA™ CONCRETE TECHNOLOGY

Up to 4x stronger than
poured-in-place concrete

DRIVE FRIENDLY

Can handle vehicular loads

PERMEABLE

Can be installed to allow water
to flow through



COPTHORNE®







3 Color Blend (Burgundy Red, Burnt Clay and Old Oak)
with Brussels Block (Sandstone) accent

COLORS*



BURGUNDY RED



BURNT CLAY



OLD OAK



3 COLOR BLEND BLENDED ON SITE



BASALT



STEEL BLUE **NEW FOR 2018**



STANDARD
2½ x 7⅞ x 2⅜"
6.5 x 20 x 6cm

Laying patterns can be found on page 134.

COPTHORNE® TECHNICAL ADVANTAGES

ENDURACOLOR™
PLUS ARCHITECTURAL FINISHES

Refined surface and long-lasting color

REALA™ TECHNOLOGY

Cast from historic brick

ULTIMA™ CONCRETE TECHNOLOGY

Up to 4x stronger than
poured-in-place concrete

DRIVE FRIENDLY

Can handle vehicular loads



TRIBECA COBBLE™





 SEE VIDEO FOOTAGE AT [UNILOCK.COM](https://www.unilock.com)

Crystalline Basalt with Courtstone (Pebble Taupe) accent



Peppered Granite

COLORS*



CRYSTALLINE BASALT



PEPPERED GRANITE



LARGE RECTANGLE
5 1/8 x 12 x 2 3/4"
13 x 30.5 x 7cm



MEDIUM RECTANGLE
5 1/8 x 9 x 2 3/4"
13 x 23 x 7cm



SMALL RECTANGLE
5 1/8 x 7 x 2 3/4"
13 x 17.5 x 7cm

RANDOM BUNDLE

TRIBECA COBBLE™

TECHNICAL ADVANTAGES

ENDURACOLOR™
PLUS ARCHITECTURAL FINISHES

Refined surface and long-lasting color
Granite, Quartz and Marble
surface materials

DRIVE FRIENDLY

Can handle vehicular loads

PERMEABLE

Can be installed to allow water
to flow through



SENZO™









Nuvola


COLORS*



CASTANO



CREMO



NUVOLA



16 x 16 x 2 3/4"
40 x 40 x 7cm
WHILE QUANTITIES LAST



8 x 16 x 2 3/4"
20 x 40 x 7cm



8 x 8 x 2 3/4"
20 x 20 x 7cm

SENZO™ TECHNICAL ADVANTAGES

ENDURACOLOR™
PLUS ARCHITECTURAL FINISHES

Refined surface and long-lasting color

EASYCLEAN™ STAIN RESISTANCE - CF 100

Factory sealed to provide integral surface protection from stains

DRIVE FRIENDLY

Can handle vehicular loads



SERIES™






LEFT
SERIES BANDING IDEA FOR WALL
Rivercrest® Wall (Coastal) with Black Granite accent and Ledgestone™ (Grey) coping

RIGHT
SERIES BANDING IDEA FOR PAVER
Richcliff® (Dawn Mist) with Black Granite accent

BOTTOM
Ice Grey with Black Granite accent





Ice Grey (Random Bundle) with Black Granite accent

COLORS*



ICE GREY



MOUNTAIN MIST



BLACK GRANITE



GOLDEN SAND **NEW FOR 2018**

SERIES™ TECHNICAL ADVANTAGES

ENDURACOLOR™
PLUS ARCHITECTURAL FINISHES

Refined surface and long-lasting color
Granite, Quartz and Marble
surface materials

DRIVE FRIENDLY

Can handle vehicular loads



LARGE RECTANGLE
21 x 14 x 3/8"
54 x 36 x 8cm



SQUARE
14 x 14 x 3/8"
36 x 36 x 8cm



SMALL RECTANGLE
7 x 14 x 3/8"
18 x 36 x 8cm



SMALL RECTANGLE
7 x 14 x 3/8"
18 x 36 x 8cm
SOLD SEPARATELY

RANDOM BUNDLE **8CM RANDOM BUNDLE NEW FOR 2018**



4 x 8 x 2 3/4"
10 x 20 x 7cm
AVAILABLE IN BLACK GRANITE ONLY



12 x 12 x 2 3/4"
30 x 30 x 7cm
WHILE QUANTITIES LAST




6 x 12 x 2 3/4"
15 x 30 x 7cm
WHILE QUANTITIES LAST



6 x 6 x 2 3/4"
15 x 15 x 7cm
WHILE QUANTITIES LAST

Laying patterns can be found on page 134.



ARTLINE™



Granite Fusion with Series™ (Black Granite) accent

COLORS*



GEORGIAN SUNSET FUSION **NEW FOR 2018**



GRANITE FUSION



SIERRA FUSION

TECHNICAL ADVANTAGES

ENDURACOLOR™

Refined surface and long-lasting color

DRIVE FRIENDLY

Can handle vehicular loads

RANDOM BUNDLE - ALL UNITS



8⁷/₈ x 7¹/₂ x 2³/₄"
22.5 x 18.75 x 7cm



13³/₈ x 7¹/₂ x 2³/₄"
33.75 x 18.75 x 7cm



13³/₈ x 4⁷/₈ x 2³/₄"
33.75 x 12.5 x 7cm



6³/₄ x 4⁷/₈ x 2³/₄"
16.9 x 12.5 x 7cm



10³/₈ x 4⁷/₈ x 2³/₄"
26.25 x 12.5 x 7cm



17³/₄ x 4⁷/₈ x 2³/₄"
45 x 12.5 x 7cm



17³/₄ x 7¹/₂ x 2³/₄"
45 x 18.75 x 7cm

Laying patterns can be found on page 134.



ARTLINE™

TOP

PAVER: Sierra Fusion with Town Hall®
(Basalt) accent

WALL: Lineo® Dimensional Stone (Sierra)
with Ledgestone™ (Buff) coping

BOTTOM

Granite Fusion with Series™
(Black Granite) accent

OPPOSITE

Granite Fusion with Series™
(Black Granite) accent



 SEE VIDEO FOOTAGE AT UNILOCK.COM






BEACON HILL™ FLAGSTONE



Almond Grove Fusion with Copthorne (Basalt) and Brussels Block® (Limestone) accent

COLORS*



ALMOND GROVE FUSION




GRANITE FUSION



OAK BROWN FUSION



SIERRA FUSION



DESERT SAND FUSION
WHILE QUANTITIES LAST

TECHNICAL ADVANTAGES

ENDURACOLOR™

Refined surface and long-lasting color

DRIVE FRIENDLY

8cm pavers can handle vehicular loads



LARGE RECTANGLE
21 x 14 x 2³/₈ or 3¹/₈"
54 x 36 x 6cm or 8cm



SQUARE
14 x 14 x 2³/₈ or 3¹/₈"
36 x 36 x 6cm or 8cm



SMALL RECTANGLE
7 x 14 x 2³/₈ or 3¹/₈"
18 x 36 x 6cm or 8cm

RANDOM BUNDLE AVAILABLE IN BOTH 6CM & 8CM

Laying patterns can be found on page 134. See Beacon Hill Smooth for banding options (page 86).



BEACON HILL™ FLAGSTONE

TOP

Almond Grove Fusion with Copthorne®
(Basalt) accent

BOTTOM

Sierra Fusion

OPPOSITE

PAVER: Granite Fusion with Copthorne®
(Burgundy Red) accent

ISLAND: Brussels Dimensional Stone® (Sierra)

WALLS AND FIREPIT: Pisa2® (Sierra)



 SEE VIDEO FOOTAGE AT UNILOCK.COM





Paver - Granite Fusion with Midnight Charcoal accent
Wall - Lineo Dimensional Stone (Granite Blend)

BEACON HILL™ SMOOTH

COLORS*



ALMOND GROVE FUSION




GRANITE FUSION




OAK BROWN FUSION



SIERRA FUSION



OPAL BLEND



DESERT SAND FUSION WHILE QUANTITIES LAST

TECHNICAL ADVANTAGES

ENDURACOLOR™

Refined surface and long-lasting color

DRIVE FRIENDLY

8cm pavers can handle vehicular loads



LARGE RECTANGLE
21 x 14 x 2³/₈ or 3¹/₈"
54 x 36 x 6cm or 8cm



SQUARE
14 x 14 x 2³/₈ or 3¹/₈"
36 x 36 x 6cm or 8cm



SMALL RECTANGLE
7 x 14 x 2³/₈ or 3¹/₈"
18 x 36 x 6cm or 8cm

RANDOM BUNDLE AVAILABLE IN BOTH 6CM & 8CM



XL UNIT
21 x 28 x 2³/₈"
53 x 71 x 6cm
SOLD SEPARATELY



OPAL BLEND



MIDNIGHT CHARCOAL



DARK BROWN WHILE QUANTITIES LAST



SMALL RECTANGLE
7 x 14 x 2³/₈ or 3¹/₈"
18 x 36 x 6cm or 8cm
SOLD SEPARATELY

Laying patterns can be found on page 134.



PROMENADE™ PLANK PAVER




Opal Blend, Steel Grey, Granite Blend (Il Campo Finish) and Black Granite (Series Finish)


COLORS*



OPAL BLEND




STEEL GREY BLEND



GRANITE BLEND IL CAMPO® FINISH

BRUSHED FINISH
Graphically interesting etched lines



BLACK GRANITE SERIES® FINISH

Granite, Quartz and Marble surface materials

TECHNICAL ADVANTAGES

ENDURACOLOR™

Refined surface and long-lasting color

DRIVE FRIENDLY

Can handle vehicular loads



8 x 24 x 4"
20 x 60 x 10cm



4 x 16 x 4"
10 x 40 x 10cm



4 x 12 x 4"
10 x 30 x 10cm

Laying patterns can be found on page 134.


BRISTOL VALLEY®




SEE VIDEO FOOTAGE AT UNILOCK.COM

Granite Fusion with Town Hall® (Basalt) accent


COLORS*



ALPINE FUSION



GRANITE FUSION



SIERRA FUSION

TECHNICAL ADVANTAGES

ENDURACOLOR™

Refined surface and long-lasting color



LARGE RECTANGLE
21 x 14 x 2³/₈"
54 x 36 x 6cm



SQUARE
14 x 14 x 2³/₈"
36 x 36 x 6cm



SMALL RECTANGLE
7 x 14 x 2³/₈"
18 x 36 x 6cm

RANDOM BUNDLE

MATTONI®



Sable Blend with Dark Charcoal accent

COLORS*



COCOA BROWN



DARK CHARCOAL



SABLE BLEND

TECHNICAL ADVANTAGES

ENDURACOLOR™

Refined surface and long-lasting color

ANTIQUED FINISH

Distressed, timeworn finish

DRIVE FRIENDLY

Can handle vehicular loads



2¼ x 9½ x 2¾"
6 x 24 x 7cm

Laying patterns can be found on page 134.

THORNBURY™



SEE VIDEO FOOTAGE AT UNILOCK.COM

Sierra with Town Hall® (Basalt) accent

COLORS*



ALMOND GROVE



GRANITE



OAK BROWN



SIERRA



MAHOGANY
WHILE QUANTITIES LAST

TECHNICAL ADVANTAGES

ENDURACOLOR™

Refined surface and long-lasting color

DRIVE FRIENDLY

Can handle vehicular loads



RANDOM BUNDLE

LARGE RECTANGLE
13¾ x 16½ x 2¾"
35 x 42 x 7cm



MEDIUM RECTANGLE
13¾ x 8¼ x 2¾"
35 x 21 x 7cm




SMALL RECTANGLE
6⅞ x 8¼ x 2¾"
17.3 x 21 x 7cm



MEDIUM RECTANGLE
13¾ x 8¼ x 2¾"
35 x 21 x 7cm
WHILE QUANTITIES LAST

WINDERMERE™



Cliffside Grey with Brussels Block® (Sandstone) accent


COLORS*




CLIFFSIDE GREY



IRISH COAST



MAHOGANY



SANDY BEACH

TECHNICAL ADVANTAGES

CLASSIC

DRIVE FRIENDLY

Can handle vehicular loads



LARGE RECTANGLE
21 x 14 x 2¾"
54 x 36 x 7cm



SQUARE
14 x 14 x 2¾"
36 x 36 x 7cm



SMALL RECTANGLE
7 x 14 x 2¾"
18 x 36 x 7cm

RANDOM BUNDLE

Laying patterns can be found on page 134.




Sandstone with Town Hall
(Burgundy Red) accent and
Courtstone (Basalt)
walkway and circle inset

BRUSSELS BLOCK®



Sandstone


COLORS*




DESERT SAND



LIMESTONE




MAHOGANY



SANDSTONE



SIERRA



MIDNIGHT CHARCOAL ONLY AVAILABLE IN XL, STANDARD AND FULLNOSE

TECHNICAL ADVANTAGES

CLASSIC

ANTIQUED FINISH

Distressed, timeworn finish

DRIVE FRIENDLY

Can handle vehicular loads



XL STONE
8 1/4 x 13 3/4 x 2 3/4"
20.8 x 34.8 x 7cm



STANDARD STONE
6 1/8 x 8 1/4 x 2 3/4"
17.3 x 20.8 x 7cm



HALF STONE
4 1/8 x 6 7/8 x 2 3/4"
10.4 x 17.3 x 7cm



FULLNOSE COPING
6 x 12 x 2 3/4"
15 x 30 x 7cm



**NON-ANTIQUED
FULLNOSE COPING
ALSO AVAILABLE**

Laying patterns can be found on page 134.

EUROPAVER™



Granite Blend


COLORS*



BURNT OAK



COFFEE CREEK



DARK CHARCOAL



GRANITE BLEND

TECHNICAL ADVANTAGES

CLASSIC

DRIVE FRIENDLY

Can handle vehicular loads



12 x 12 x 2 3/4"
30 x 30 x 7cm



6 x 12 x 2 3/4"
15 x 30 x 7cm



6 x 6 x 2 3/4"
15 x 15 x 7cm

HOLLANDSTONE™ & DOUBLE HOLLAND™



Hollandstone
Natural and Granite




Double Holland
Natural and Granite


COLORS*



DARK CHARCOAL




GRANITE




NATURAL



TERRA COTTA



RUSTIC RED AVAILABLE IN HOLLANDSTONE ONLY



SIERRA AVAILABLE IN HOLLANDSTONE ONLY



HOLLANDSTONE STANDARD
4 x 8 x 2 3/8"
10 x 20 x 6cm



DOUBLE HOLLAND STANDARD
8 x 8 x 2 3/8"
20 x 20 x 6cm

Visit Unilock.com for laying patterns.

TECHNICAL ADVANTAGES

CLASSIC

DRIVE FRIENDLY

Can handle vehicular loads

IL CAMPO®



Il Campo Dark Charcoal accent in Brussels Dimensional Stone wall




Il Campo Heritage Brown accent with Brussels Block® pavers

COLORS*



GRANITE BLEND
AVAILABLE ONLY IN 4 X 12"



HERITAGE BROWN
AVAILABLE ONLY IN 6 X 8"



DARK CHARCOAL
AVAILABLE ONLY IN 6 X 8" AND 4 X 8"

TECHNICAL ADVANTAGES

ENDURACOLOR™

Refined surface and long-lasting color

BRUSHED FINISH

Graphically interesting etched lines

DRIVE FRIENDLY

Can handle vehicular loads

ADDITIONAL COLORS:

12 x 12", 4 x 12", 6 x 8" and Random Bundle are available in additional colors while quantities last. Contact your Unilock® representative for more details.



4 x 12 x 2 3/4"
10 x 30 x 7cm

GRANITE BLEND ONLY



6 x 8 x 2 3/4"
15 x 20 x 7cm

HERITAGE BROWN AND
DARK CHARCOAL ONLY




4 x 8 x 2 3/4"
10 x 20 x 7cm

DARK CHARCOAL ONLY

UNIGRANITE®



Unigranite Dark Charcoal accent
with Beacon Hill™ Flagstone pavers



Unigranite Dark Charcoal accent in
Brussels Dimensional Stone® wall

COLORS*



DARK CHARCOAL



SMALL SQUARE
4 x 4 x 2¾"
10 x 10 x 7cm

TECHNICAL ADVANTAGES

CLASSIC

DRIVE FRIENDLY


Can handle vehicular loads

ECO-PRIORA™



Opal Blend

COLORS*



OPAL BLEND



STEEL GREY BLEND



5 x 10 x 3/8"
12 x 24 x 8cm



10 x 10 x 3/8"
24 x 24 x 8cm

TECHNICAL ADVANTAGES

CLASSIC

DRIVE FRIENDLY

Can handle vehicular loads

PERMEABLE

Can be installed to allow water to flow through

ECO-LINE®

ECO-OPTILOC™



Custom Color (Sycamore)



Natural

COLORS AND FINISHES

Eco-Line is a **SPECIAL ORDER ONLY PRODUCT** and can be manufactured in a variety of custom colors and textures. Minimum quantities may apply. Please contact your Unilock® representative for more details.

TECHNICAL ADVANTAGES

CLASSIC

DRIVE FRIENDLY

Can handle vehicular loads

PERMEABLE

Can be installed to allow water to flow through



COLORS*

NATURAL

TECHNICAL ADVANTAGES

CLASSIC

DRIVE FRIENDLY

Can handle vehicular loads

PERMEABLE

Can be installed to allow water to flow through

RANDOM BUNDLE SPECIAL ORDER ONLY



9 x 3 x 4"
23.7 x 8.4 x 10cm



9 x 4½ x 4"
23.7 x 11.4 x 10cm



11 x 3 x 4"
27.7 x 8.4 x 10cm



11 x 4½ x 4"
27.7 x 11.4 x 10cm



12½ x 3 x 4"
31.7 x 8.4 x 10cm



12½ x 4½ x 4"
31.7 x 11.4 x 10cm



14 x 3 x 4"
35.7 x 8.4 x 10cm



14 x 4½ x 4"
35.7 x 11.4 x 10cm



STANDARD

10¼ x 10¼ x 3⅞"
26 x 26 x 8cm

NATURAL STONE

COLORS*



GREYFIELD SANDSTONE




SILVER BIRCH SANDSTONE



STONE CLIFF GREY SANDSTONE




INDIAN COAST SANDSTONE



GALAXY FROST GRANITE




TUNGSTEN GREY GRANITE




POLAR WHITE GRANITE



SABLE BLACK GRANITE



BLACK OYSTER GRANITE



CASTLE GREY GRANITE



BLACK RIVER LIMESTONE



WHILE QUANTITIES LAST
PRAIRIE ROSE SANDSTONE



WHILE QUANTITIES LAST
AUTUMN HARVEST SANDSTONE



WHILE QUANTITIES LAST
NIAGARA VALLEY SANDSTONE



WHILE QUANTITIES LAST
HEARTHSTONE LIMESTONE



WHILE QUANTITIES LAST
RENAISSANCE GOLD LIMESTONE



LOOKING FOR MORE INFORMATION? Contact us at 1-800-UNILOCK to receive your free Natural Stone catalog today!

SPEAK TO YOUR CONTRACTOR OR A LOCAL UNILOCK AUTHORIZED DEALER FOR MORE INFORMATION AND AVAILABILITY ON STEPS, COPING AND SLABS.

PORCELAIN TILE




Davinci Birch

Suitable for wood deck and concrete overlays.

DEL CONCA



DAVINCI BIRCH



DAVINCI DRIFTWOOD



EPOKAL BEIGE




EPOKAL BEIGE SCURO



EPOKAL GREY

DEL CONCA USA



GOTHAM NERO



GOTHAM BEIGE



GOTHAM GREY



TRAVSTONE BEIGE



TRAVSTONE NOCE

SPEAK TO YOUR CONTRACTOR OR A LOCAL UNILOCK AUTHORIZED DEALER FOR MORE INFORMATION AND AVAILABILITY.
LOOKING FOR MORE INFORMATION? Contact us at 1-800-UNILOCK to receive your free Porcelain Tile catalog today!



NEW FOR 2018 U-CARA™

The U-Cara Multi-Face Wall System represents a revolution in wall design.

This patented system, exclusive to Unilock®, is comprised of two basic components:

- | Sure Track™ backer blocks provide dimensionally accurate structure
- | U-Cara fascia panels provide unlimited design options



Sure Track Standard Backer
6 X 8 X 6"
15 X 20 X 15cm



Sure Track Large Backer
6 X 7 X 12"
15 X 17.5 X 30cm



Universal Base Unit
19 X 14 X 2"
48.2 X 35.5 X 5.5cm



Sure Track Corner Insert
L = 2"
5cm



Standard Fascia Half Panel
(Umbriano, Pitched & Smooth)
6 X 9¼ X 2¾"
15 X 23.3 X 6cm



Closed-End Fascia Panel
(Umbriano, Pitched & Smooth)
6 X 21 X 2¾"
15 X 53 X 6cm



STANDARD FASCIA PANEL
(Umbriano, Pitched & Smooth)
6 x 18½ x 2¾"
15 x 46.6 x 6cm



Universal Coping
19 X 14 X 2¾"
48.2 X 35.5 X 7cm

CORNER BUNDLE

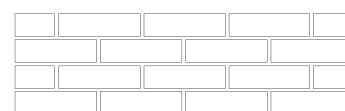




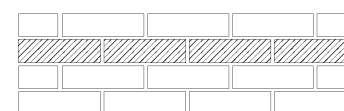
LOOK INSIDE!
 U-Cara fascia panels hang easily on the patented **Sure Track™** backer block.



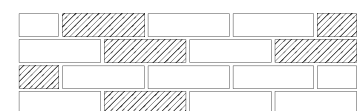
U-Cara™ Fascia panels can be placed anywhere along the Sure Track Backer Block, allowing for a variety of patterns, color and texture combinations not possible with other systems.



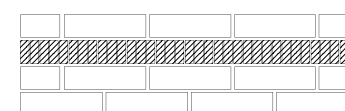
1/2 Running Bond



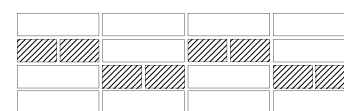
1/2 Running Bond with Linear Accents



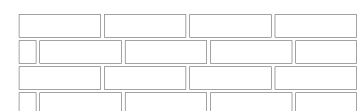
1/2 Running Bond with Random Accents




1/2 Running Bond with Paver Accents



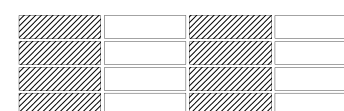
Mixed Bond



1/3 Running Bond



Stacked Bond



Stacked Bond with Accents



PLANTER WALL AND STEPS

Granite Fusion (Pitched Face) with Opal Blend (Smooth Face) accent and Universal Coping (Light Grey)

PAVERS: Umbriano® (French Grey) with Town Hall® (Basalt) accent

FIRE FEATURE

Granite Fusion (Pitched Face) with Universal Coping (Light Grey)

GRILL ISLAND

Opal Blend (Smooth Face) with Granite Fusion (Pitched Face) accent and Universal coping (Light Grey)

Use U-Cara to build Retaining Walls, Seat Walls, Pillars, Planters, Fire Features, Grill Islands and more!



NEW FOR 2018 U-CARA™

U-Cara fascia panels are available in a **variety of colors and textures**, including exclusive Unilock **EnduraColor** finishes.

UMBRIANO® FINISH

COLORS*



French Grey



Winter Marvel



Midnight Sky



Summer Wheat



Harvest Brown

Pitched face



Granite Fusion



Almond Grove Fusion



Opal Blend

Smooth face



Granite Fusion



Almond Grove Fusion



Opal Blend

TECHNICAL ADVANTAGES

ENDURACOLOR™ PLUS ARCHITECTURAL FINISHES

Refined surface and long-lasting color

EASYSOFT™ STAIN RESISTANCE - CF 90

Factory sealed to provide integral surface protection from stains

COLORFUSION™ TECHNOLOGY

Subtly mottled color finish

TECHNICAL ADVANTAGES

ENDURACOLOR™

Refined surface and long-lasting color

TECHNICAL ADVANTAGES

ENDURACOLOR™

Refined surface and long-lasting color



LEFT

PILLAR AND WALL: Granite Blend with Series™ (Black Granite) accent and Ledgestone™ (Grey) coping and pillar cap

PAVER: Artline™ (Granite Fusion) with Series (Black Granite) accent

RIGHT

WATER FEATURE: Midnight Charcoal with Granite Blend accent

BOTTOM

GRILL ISLAND, SEAT WALL AND FIREPIT: Sierra

PAVER: Artline (Granite Fusion) with Town Hall™ (Basalt) accent and Ledgestone (Buff) coping and pillar cap



 SEE VIDEO FOOTAGE AT UNILOCK.COM

LINEO® DIMENSIONAL STONE

COLORS*



GRANITE BLEND



MIDNIGHT CHARCOAL



SANDSTONE



SIERRA



24 x 4 x 8"
60 x 10 x 20cm



20 x 4 x 8"
50 x 10 x 20cm



16 x 4 x 8"
40 x 10 x 20cm



12 x 4 x 8"
30 x 10 x 20cm

RANDOM BUNDLE



PILLAR UNIT / CORNER UNIT
16 x 4 x 8"
40 x 10 x 20cm



LEDGESTONE™ PILLAR CAP
29 x 29 x 4"
74 x 74 x 10cm



UNIVERSAL BASE UNIT
19 x 14 x 2"
48.2 x 35.5 x 5.5cm

COPING

For Lineo Dimensional Stone pillar we recommend using Ledgestone 29" x 29" pillar cap. See page 120 for color options.
For coping options see page 128.



LEFT

PILLARS AND STEPS: Rapid Pillar System (Buff) with Ledgestone™ (Buff) treads

RIGHT

FIRE FEATURE: Coastal Slate with Natural Stone (Black River) coping

BOTTOM

RETAINING WALL: Buff and Coastal Slate Mix with Ledgestone (Buff) coping



RIVERCREST® WALL

COLORS*



BUFF



COASTAL SLATE

TECHNICAL ADVANTAGES

REALA™ TECHNOLOGY

Cast from natural stone



In 2013, Rivercrest Wall received the "red dot" award for high design quality and innovation.

red dot www.registration.pd.red-dot.de



STANDARD UNIT 1
8 x 9-10 x 2¼"
20 x 23-25 x 6cm



STANDARD UNIT 2
12 x 9-10 x 2¼"
31 x 23-25 x 6cm



STANDARD UNIT 3
12 x 9-10 x 2¼"
31 x 23-25 x 6cm



STANDARD UNIT 4
17 x 9-10 x 2¼"
42.5 x 23-25 x 6cm

RANDOM BUNDLE



JUMPER UNIT 1
8 x 9-10 x 4½"
20 x 23-25 x 11.4cm



JUMPER UNIT 2
12 x 9-10 x 4½"
31 x 23-25 x 11.4cm



JUMPER UNIT 3
12 x 9-10 x 4½"
31 x 23-25 x 11.4cm



JUMPER UNIT 4
17 x 9-10 x 4½"
42.5 x 23-25 x 11.4cm

JUMPER BUNDLE



LONG CORNER UNIT
17 ½ x 9-10 x 2 ¼"
45 x 23-25 x 5.7cm



SHORT CORNER UNIT
14 ½ x 9-10 x 2 ¼"
37.5 x 23-25 x 5.7cm



JUMPER CORNER UNIT
12 x 9-10 x 4½"
31 x 23-25 x 11.4cm

CORNER BUNDLE



RIVERCREST FIREPIT KIT

UNILOCK REDUCED SMOKE INSERT OPTION ALSO AVAILABLE

See page 124 for more information.

RAPID PILLAR SYSTEM



PILLAR UNIT
20 x 20 x 4½"
50 x 50 x 11.4cm

Pillar cap sold separately.



UNIVERSAL BASE UNIT
19 x 14 x 2"
48.2 x 35.5 x 5.5cm

COPING

For coping options see page 128.



LEFT

GRILL ISLAND: Sierra with Richcliff™ (Dawn Mist) accent panel

PAVER: Richcliff (Dawn Mist) with Courtstone® (Basalt) accent

RIGHT

FIREPIT AND TV UNIT: Sandstone with and Brussels Fullnose™ (Sandstone) coping

PAVER: Beacon Hill Flagstone™ (Sierra Fusion) with Copthorne® (3 Color Blend) accent

BOTTOM

GRILL ISLAND: Sandstone with Series™ (Black Granite) accent and Brussels Fullnose (Sandstone) ledge

PAVER: Brussels Block® (Sandstone)



BRUSSELS DIMENSIONAL STONE®

COLORS*



DESERT SAND



LIMESTONE



MAHOGANY ASH



SANDSTONE



SIERRA



MIDNIGHT CHARCOAL



STANDARD
12 x 4 x 8"
30 x 10 x 20cm



UNIVERSAL BASE UNIT
19 x 14 x 2"
48.2 x 35.5 x 5.5cm

SUNSET FIREPIT KITS

AVAILABLE COLORS: Desert Sand, Mahogany Ash and Sandstone.

Round



Square




UNILOCK REDUCED SMOKE INSERT OPTION ALSO AVAILABLE
See page 124 for more information.

COPING

For coping options see page 128.

ARCHITEXTURES™ WALL



Opal Blend with Midnight Charcoal accent and Natural Stone (Black Oyster) coping

COLORS*



GRANITE FUSION **NEW FOR 2018**



TAN **NEW FOR 2018**



OPAL BLEND



MIDNIGHT CHARCOAL

TECHNICAL ADVANTAGES

ENDURACOLOR™

Refined surface and long-lasting color



LARGE RECTANGLE
17¾ x 9⅞ x 3⅞"
45 x 25 x 10cm



MEDIUM RECTANGLE
11⅞ x 9⅞ x 3⅞"
30 x 25 x 10cm



SMALL RECTANGLE
9⅞ x 5⅞ x 3⅞"
25 x 15 x 10cm

RANDOM BUNDLE



LEFT CORNER
15¾ x 9⅞ x 3⅞"
40 x 25 x 10cm



RIGHT CORNER
15¾ x 9⅞ x 3⅞"
40 x 25 x 10cm



UNIVERSAL BASE UNIT
19 x 14 x 2"
48.2 x 35.5 x 5.5cm


COPING For coping options see page 128.

PISA2®




Wall - Sierra
Paver - Beacon Hill™ Flagstone (Granite Fusion) with Copthorne® (Burgundy Red) accent


COLORS*




GRANITE




MAHOGANY



NATURAL



NEVADA



SIERRA



STANDARD
8 x 6 x 12"
20 x 15 x 30cm



TAPERED
8 x 6 x 12"
20 x 15 x 30cm



CORNER
12 x 6 x 8"
30 x 15 x 20cm



24" COPING
24 x 3 x 12"
60 x 7.5 x 30cm



12" COPING
12 x 3 x 12"
30 x 7.5 x 30cm
WHILE QUANTITIES LAST



UNIVERSAL BASE UNIT
19 x 14 x 2"
48.2 x 35.5 x 5.5cm

COPING For more coping options see page 128.



SIENASTONE®

COLOR*



NATURAL



STANDARD 925
47¼ x 7¼ x 37½"
120 x 18.5 x 92.5cm



STANDARD 500
47¼ x 7¼ x 20⅝"
120 x 18.5 x 52.5cm



STANDARD 333
47¼ x 7¼ x 13"
120 x 18.5 x 33.3cm




COPING
47¼ x 7¼ x 19⅝"
120 x 18.5 x 50cm



CORNER 45° (LEFT & RIGHT)
43⅜ x 7¼ x 20"
110 x 18.5 x 50cm

COLORS*




NATURAL




BROWN



GRANITE



MAHOGANY ASH



NEVADA



COPING / STEP
47¼ x 185 x 19⅝"
120 x 18.5 x 50cm

NEW FOR 2018 SIENASTONE® SMOOTH

COLOR*



GRANITE BLEND



STANDARD 375
47¼ x 7 x 14¾"
120 x 18 x 37.5cm



CORNER UNIT 375
47¼ x 7 x 14¾"
120 x 18 x 37.5cm



COPING 375
47¼ x 7 x 15"
120 x 18 x 37.5cm

STEPS


COLORS*



TAN



LIGHT GREY



MIDNIGHT CHARCOAL



48" STEP
47¼ x 7 x 20"
120 x 18 x 50cm



72" STEP
70¾ x 7 x 20"
180 x 18 x 50cm

Note: 2 Edge details available on the same unit (Chamfer and Rounded)
Contact a Unilock representative for more information.

LEDGESTONE™ STEPS & COPING




Buff



Grey

COLORS*



BUFF



GREY

TECHNICAL ADVANTAGES

REALA™ TECHNOLOGY

Cast from natural stone



COPING UNIT
12 x 24 x 2¼"
30.5 x 61 x 7cm



PILLAR CAP
24 x 24 x 3½"
61 x 61 x 9cm



FULLNOSE COPING
12 x 24 x 1¾"
30.5 x 61 x 4.5cm



36" STEP
36 x 18 x 6"
91.4 x 45.7 x 15.2cm



48" STEP
48 x 24 x 6"
122 x 61 x 15.2cm



72" STEP
72 x 24 x 6"
122 x 61 x 15.2cm

STACKSTONE®

BRUSSELS FULLNOSE™



Granite




Sandstone

COLORS*



GRANITE



MAHOGANY



NEVADA




STANDARD
8 x 4 x 8"
20 x 10 x 20cm
WHILE QUANTITIES LAST



COPING
8 x 4 x 8"
20 x 10 x 20cm

COLORS*




DESERT SAND



LIMESTONE



MAHOGANY ASH



SANDSTONE



SIERRA



MIDNIGHT CHARCOAL



STANDARD
6 x 12 x 2 3/4"
15 x 30 x 7cm




NON-ANTIQUED
6 x 12 x 2 3/4"
15 x 30 x 7cm



Rivercrest Firepit Kit



Brussels Dimensional Stone



Brussels Dimensional Stone

VERTICAL FEATURES

Fireplaces
Pillars
Grill Islands
Water Features
Fire Features



Lineo Dimensional Stone



Lineo Dimensional Stone

FIREPLACES

Unilock® pre-built fireplaces are available to ship immediately and can be installed in a day, so you're able to enjoy a warm fire right away. The units come complete with a stainless steel firebox, pipe and metal termination cap, and are factory made so the look is consistent with the photos shown. Your satisfaction is guaranteed by Unilock.



LOOKING FOR SOMETHING DIFFERENT? Speak to your contractor about using Unilock products to build a custom fireplace that's just right for your project.



TUSCANY

The Tuscany pre-built fireplace is constructed from Brussels Dimensional System™ (page 114) and Copthorne® (page 62) accents.



BELLA

The Bella pre-built fireplace is constructed from Rivercrest® Wall (page 112).



MODA

The Moda pre-built fireplace is constructed from Lineo® Dimensional Stone (page 110) and Series™ (page 74) accent.

FIREPIT KITS

RIVERCREST FIREPIT KIT This firepit kit is built with the Rivercrest® Wall. See page 112 for color options.



FIREPIT GRILL

Firepit grill is included and fits securely into the firepit.

SUNSET FIREPIT KIT This firepit kit uses Brussels Dimensional Stone®. See page 114 for color options.



FIREPIT GRILL

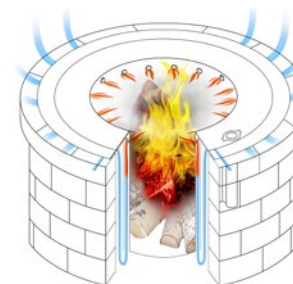
Firepit grill is included and fits securely into both the round or square firepit designs.



UNILOCK REDUCED SMOKE INSERT

AVAILABLE FOR BOTH RIVERCREST AND SUNSET FIREPIT KITS

There's nothing like relaxing around a roaring fire to bring family and friends closer together. But with ordinary firepits, smoke always blows in someone's face - usually yours. With Unilock Reduced Smoke Inserts, stinging eyes are a thing of the past. Zentro's patent-pending technology reburns smoke before it gets anywhere near your eyes. Say hello to good times and goodbye to smoke.



ZENTRO TECHNOLOGY FIREPIT INSERT

FIRE FEATURES



BRUSSELS DIMENSIONAL STONE®

This unique fire table and water feature combination is built using Brussels Dimensional Stone® (page 114) with Natural Stone coping (page 102).



LINEO® DIMENSIONAL STONE

This contemporary firepit feature is built with Lineo Dimensional Stone (page 110) and LedgeStone™ coping (page 120).



RIVERCREST WALL

The fire table above is built using Rivercrest Wall (page 112) and LedgeStone coping (page 120).



U-CARA™

This custom fire feature is built using our new U-Cara Multi-Face Wall System (page 104) and Universal coping (page 129).



REMEMBER To ensure a long lasting fire feature, direct exposure to extreme heat from an open flame should be avoided. Always construct fire features with a protective heat barrier such as a metal insert, refractory blocks or approved firebrick to prevent potential heat damage.

PILLARS & WATER FEATURES



U-CARA™

The unique pillar above is built using our new U-Cara Multi-Face Wall System (page 104) and Ledgestone™ coping (page 120).



BRUSSELS DIMENSIONAL STONE®

This contemporary pillar is built using Brussels Dimensional Stone (page 114) with Ledgestone pillar cap (page 120) and Natural Stone (page 102) accent.



RIVERCREST® PILLAR UNIT

The pillar above is built using the Rivercrest® Wall Rapid Pillar System (page 112) with Umbriano® (page 50) accent and Ledgestone (page 120) pillar cap.



LINEO® DIMENSIONAL STONE

This contemporary water feature is built using Lineo Dimensional Stone (page 110) and Natural Stone (page 102).



RIVERCREST® WALL

This poolside water feature is built using Rivercrest® Wall (page 112) and Natural Stone (page 102) coping.



BRUSSELS DIMENSIONAL STONE®

The unique water feature above is built with Brussels Dimensional Stone and Brussels Fullnose™ (page 121) with Ledgestone pillar cap (page 120) and Copthorne® accent (page 62).



LOOKING FOR SOMETHING DIFFERENT? Speak to your contractor about using Unilock products to build a custom water feature or pillar that's just right for your project.

GRILL ISLANDS




U-CARA™

This unique grill is built using our new U-Cara Multi-Face Wall System (page 104) with Universal coping (page 129) and porcelain tile (page 103) counter-top.



BRUSSELS DIMENSIONAL STONE®

The grill island shown above is built with Brussels Dimensional Stone (page 114) with Series™ (page 74) accent and Ledgestone™ (page 120) counter-top and coping.



LINEO® DIMENSIONAL STONE

This modern grill island is built using Lineo Dimensional Stone (page 110).



RIVERCREST® WALL

This exceptional grill island is built using Rivercrest Wall (page 112) with Umbriano® (page 50) accent.



LOOKING FOR SOMETHING DIFFERENT? Speak to your contractor about using Unilock products to build a custom grill island that's just right for your project.

COPING PAIRINGS



LEDGESTONE™ COPING



UNIVERSAL COPING



NATURAL STONE
NATURAL EDGE & FULLNOSE



BRUSSELS FULLNOSE
ANTIQUED & NON-ANTIQUED



PISA2 COPING
24" & 12" LENGTHS

		LEDGESTONE™ COPING	UNIVERSAL COPING	NATURAL STONE NATURAL EDGE & FULLNOSE	BRUSSELS FULLNOSE ANTIQUED & NON-ANTIQUED	PISA2 COPING 24" & 12" LENGTHS
ARCHITECTURES™		<input type="checkbox"/>	<input type="checkbox"/>	<input type="checkbox"/>		
BRUSSELS DIMENSIONAL STONE®		<input type="checkbox"/>	<input type="checkbox"/>	<input type="checkbox"/>	<input type="checkbox"/>	
LINEO® DIMENSIONAL STONE		<input type="checkbox"/>	<input type="checkbox"/>	<input type="checkbox"/>		
RIVERCREST™ WALL		<input type="checkbox"/>	<input type="checkbox"/>	<input type="checkbox"/>		
U-CARA™		<input type="checkbox"/>	<input type="checkbox"/>	<input type="checkbox"/>		
PISA2™		<input type="checkbox"/>	<input type="checkbox"/>	<input type="checkbox"/>		<input type="checkbox"/>
POOL		<input type="checkbox"/>	<input type="checkbox"/>	<input type="checkbox"/>	<input type="checkbox"/>	

STEP TREAD PAIRINGS



LEDGESTONE STEPS
36", 48" & 72" LENGTHS









NATURAL STONE STEPS



SIENASTONE®



SIENASTONE® SMOOTH


	LEDGESTONE STEPS	NATURAL STONE STEPS	SIENASTONE®	SIENASTONE® SMOOTH
ARCHITECTURES™ 	<input type="checkbox"/>	<input type="checkbox"/>	<input type="checkbox"/>	<input type="checkbox"/>
BRUSSELS DIMENSIONAL STONE 	<input type="checkbox"/>	<input type="checkbox"/>	<input type="checkbox"/>	<input type="checkbox"/>
LINEO DIMENSIONAL STONE 	<input type="checkbox"/>	<input type="checkbox"/>	<input type="checkbox"/>	<input type="checkbox"/>
RIVERCREST WALL 	<input type="checkbox"/>	<input type="checkbox"/>	<input type="checkbox"/>	<input type="checkbox"/>
U-CARA 	<input type="checkbox"/>	<input type="checkbox"/>	<input type="checkbox"/>	<input type="checkbox"/>
SIENASTONE 	<input type="checkbox"/>	<input type="checkbox"/>	<input type="checkbox"/>	<input type="checkbox"/>




UNIVERSAL COPING
2¾ x 19 x 14"
7 x 48.2 x 35.5cm



TAN



LIGHT GREY



MIDNIGHT CHARCOAL

Borders & Banding **PAVERS**

Like crown molding is the finishing touch to a room in your home, smartly planned borders and banding in your driveway, walkway or patio can elevate your project from good to great.






PAVER Richcliff® (Smoke Shale)
ACCENT Courtstone® (Basalt)




PAVER Artline™ (Granite Fusion)
ACCENT Series™ (Black Granite)



PAVER Series (Mountain Mist)
ACCENT Copthorne® (Basalt)



PAVER Mattoni (Sable Blend)
ACCENT Mattoni (Dark Charcoal)




PAVER Series (Golden Tan)
ACCENT Town Hall® (Burgundy Red)




PAVER Umbriano (French Grey)
ACCENT Beacon Hill™ Smooth (Opal Blend)



PAVER Courtstone® (Basalt)
ACCENT Copthorne® (Steel Blue) and Courtstone (Basalt)



PAVER Bristol Valley® (Granite Fusion)
ACCENT Town Hall (Basalt)



PAVER Umbriano® (Summer Wheat)
ACCENT Senzo™ (Castano)

Borders & Banding **WALLS**

Using contrasting colors and textures to band landscape walls and other vertical features is a popular design touch and can be used to coordinate these features with borders and banding in the flat portion of your paving project.





WALL ArchiTEXTURES™ (Opal Blend)
ACCENT ArchiTEXTURES (Midnight Charcoal)



WALL Rivercrest® Wall (Coastal Slate)
ACCENT Copthorne® (Basalt)



WALL Lineo® Dimensional Stone (Midnight Charcoal)
ACCENT Promenade™ Plank Paver (Opal Blend)



WALL ArchiTEXTURES™ (Tan)
ACCENT ArchiTEXTURES (Midnight Charcoal)



WALL Rivercrest Wall (Buff)
ACCENT Copthorne (Burgundy Red)



WALL Lineo® Dimensional Stone (Sierra)
ACCENT Lineo Dimensional Stone (Midnight Charcoal)



WALL U-Cara™ (Almond Grove Fusion) Smooth Face
ACCENT U-Cara (Almond Grove Fusion) Pitched Face




WALL U-Cara (Midnight Sky) Umbriano®
ACCENT U-Cara (French Grey) Umbriano®

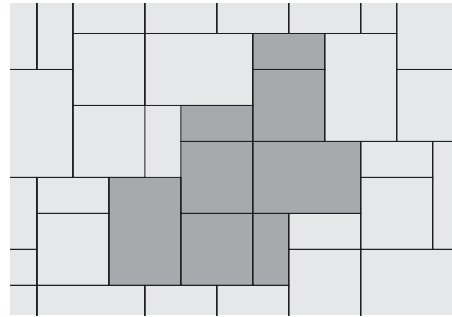


WALL U-Cara (Granite Fusion) Pitched Face
ACCENT U-Cara (Opal Blend) Smooth Face

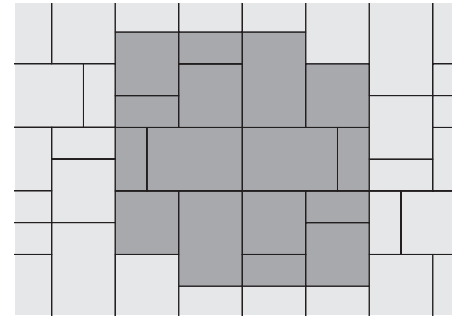
POPULAR LAYING PATTERNS



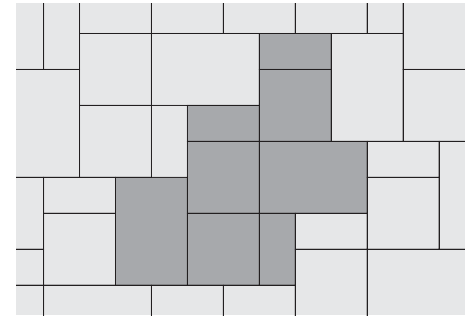
ARTLINE™ RANDOM - 100% Random Bundle



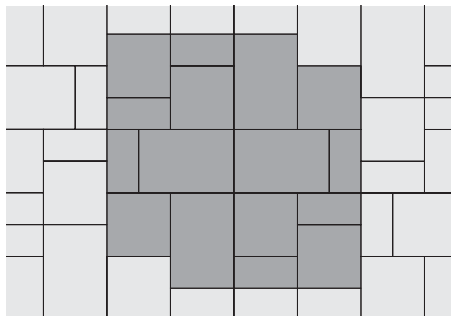
BEACON HILL™ RANDOM A - 40% Large Rectangle, 40% Square, 20% Small Rectangle



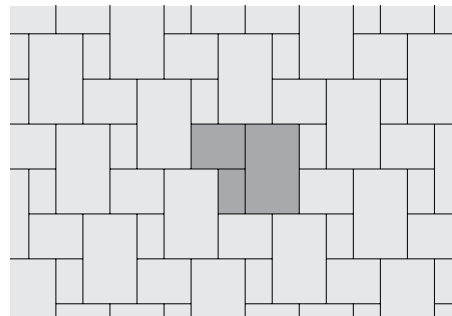
BEACON HILL RANDOM B - 40% Large Rectangle, 40% Square, 20% Small Rectangle



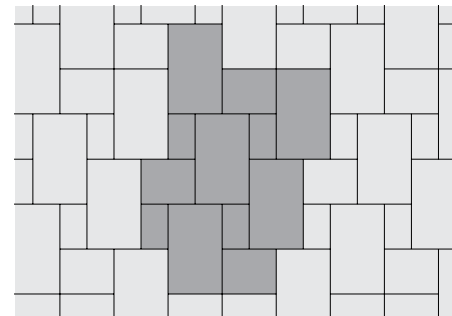
BRISTOL VALLEY™ A - 40% Large Rectangle, 20% Small Rectangle, 40% Square



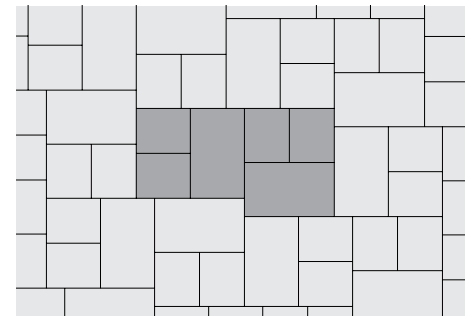
BRISTOL VALLEY B - 40% Large Rectangle, 20% Small Rectangle, 40% Square



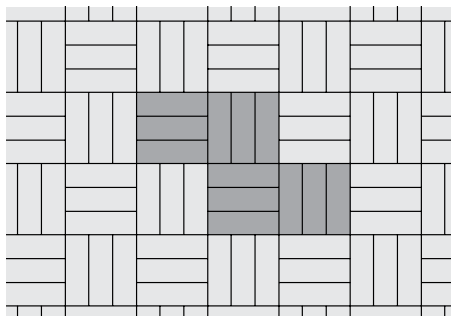
BRUSSELS BLOCK™ Y - 57% XL, 29% Standard, 14% Half




BRUSSELS BLOCK Z - 67% XL, 20% Standard, 13% Half




BRUSSELS BLOCK AC - 50% XL, 50% Standard




COPTHORNE™ A - 100% Standard




COPTHORNE™ A - 100% Standard




COURTSTONE - 100% Random Bundle




ECO-PRIORA™ D - 33% 5 x 5", 67% 5 x 10"




EUROPAVER™ G - 57% 12 x 12", 29% 6 x 12", 14% 6 x 6"



MATTONI™ A - 100% Standard

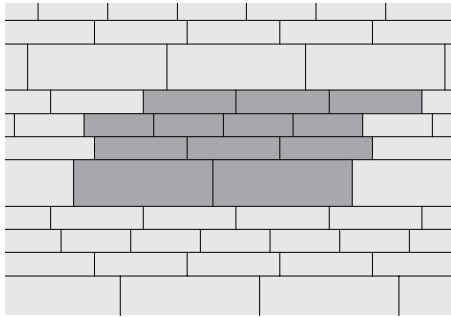


MATTONI B - 100% Standard

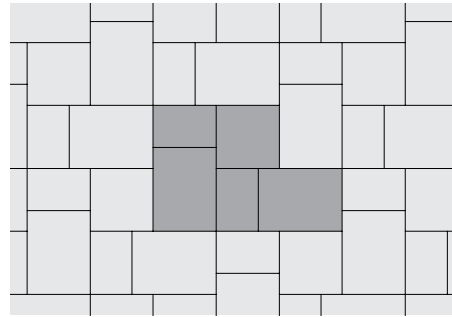


PROMENADE™ PLANK PAVER E - 100% 4 x 16"

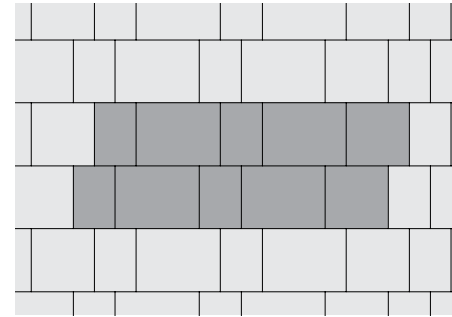
POPULAR LAYING PATTERNS



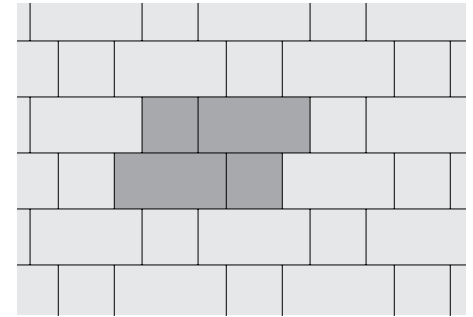
PROMENADE PLANK PAVER G - 20% 4 x 12",
40% 4 x 16", 8% 8 x 24"




RICHLIFF A - 53% 12 x 9", 20% 9 x 9",
27% 6 x 9"



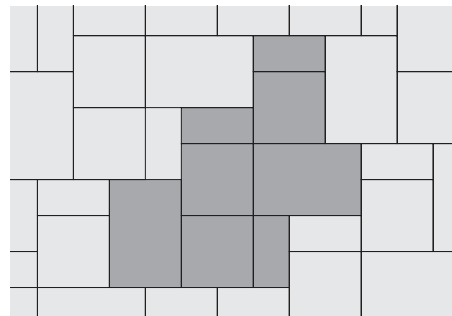
RICHLIFF B - 53% 12 x 9", 20% 9 x 9",
27% 6 x 9"



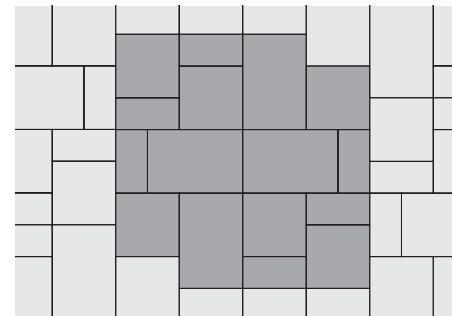
SENZO A - 67% Rectangle, 33% Square



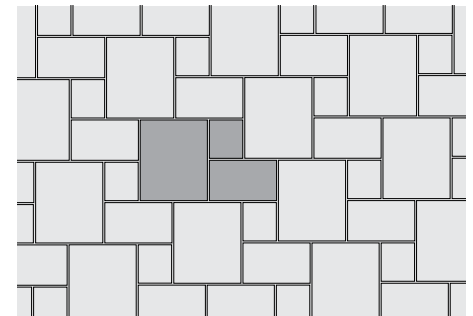
SENZO B - 67% Rectangle, 33% Square




SERIES RANDOM A - 40% Large Rectangle,
40% Square, 20% Small Rectangle



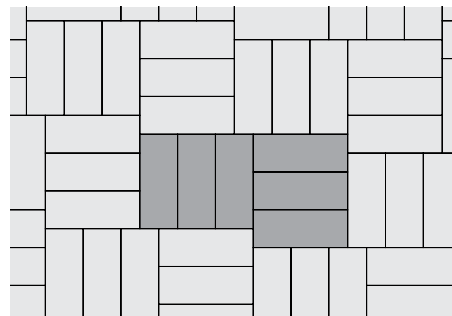
SERIES RANDOM B - 40% Large Rectangle,
40% Square, 20% Small Rectangle



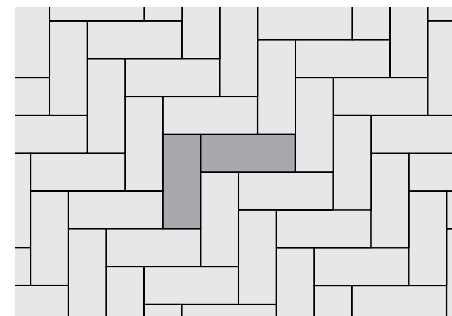
THORNBURY A - 49% Large Rectangle, 34%
Medium Rectangle, 17% Small Rectangle




THORNBURY C - 49% Large Rectangle, 34%
Medium Rectangle, 17% Small Rectangle



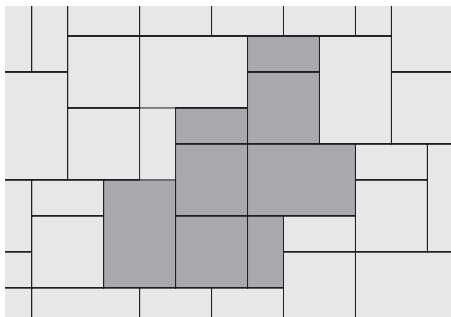
TOWN HALL A - 100% Standard



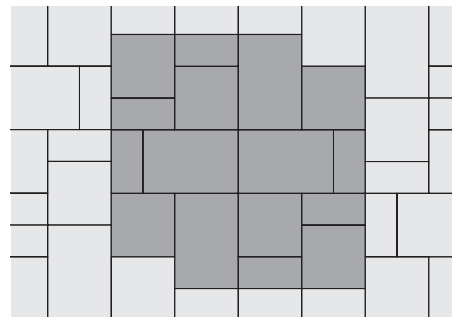
TOWN HALL B - 100% Standard



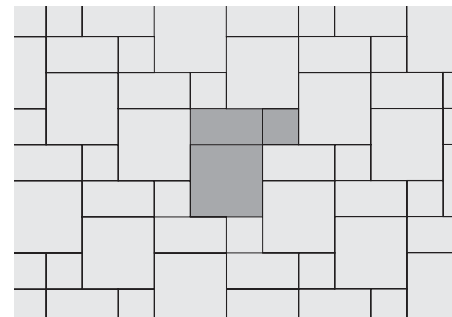
TRIBECA COBBLE - 100% Random Bundle




UMBRIANO RANDOM A - 40% Large Rectangle,
40% Square, 20% Small Rectangle



UMBRIANO RANDOM B - 40% Large Rectangle,
40% Square, 20% Small Rectangle



UMBRIANO A - 57% 16 x 16, 29% 8 x 16,
14% 8 x 8



WINDERMERE A - 40% Large Rectangle, 20%
Small Rectangle, 40% Square

INDEX

PRODUCT PHOTOS

ArchiTEXTURES™	116
Artline™	78...2, 9, 13, 16
Beacon Hill™ Flagstone	82...13-15
Beacon Hill™ Smooth	86...21
Bristol Valley*	90...22-23
Brussels Block*	94...7
Brussels Dimensional Stone*	114...5, 13, 18, 22-23
Brussels Fullnose™	121...4, 22-23
Copthorne*	62...20, 22-23
Courtstone*	54...12, 15
Double Holland™	97
Eco-line*	101
Eco-Optiloc™	101
Eco-Priora™	100
Europaver*	96
Hollandstone™	97
Il Campo*	98
Ledgestone™	120...4, 10, 13, 18
Lineo™ Dimensional Stone	110...2, 4, 16, 21
Mattoni	91
Natural Stone	102...7, 8, 17
Pisa2*	117
Porcelain Tile	103
Promenade™ Plank Paver	88
Richcliff*	46...4, 5, 21
Rivercrest* Wall	112...4, 8, 11, 13, 17
Senzo™	70
Series™	74...4, 13, 16
SienaStone*	119
SienaStone® Smooth	119
StackStone*	121
Thornbury™	92
Tribeca Cobble™	66...12, 20
U-Cara™	104...10
Town Hall*	58...6, 10, 18-19
Umbriano*	50...4, 8, 10-11, 13, 15, 18-19
Unigranite*	99
Windermere™	93

TOPICS OF INTEREST

Borders and Banding, Pavers	130-131
Borders and Banding, Walls	132-133
Classic	26
ColorFusion™	29...53, 109
Construction 101	30
Coping Pairings	128
Design	40...39
EnduraColor™	26
EnduraColor™ Plus	27
EasyClean™	29...53, 73, 109
Firepits	124...2, 4, 10, 13, 17, 22
Fireplaces	123...4, 11, 13, 18
Grill Islands	127...2, 5, 8, 14, 18, 22
Joint Material	31
Laying Patterns	134
Maintenance	33
Outdoor Idea Center	42
Permeable Pavers	32...60, 66, 100-101
Pillars	126...5, 10, 13, 16, 18
Reala™	28...49, 57, 61, 65, 113, 120
Retaining Walls	104-119...10, 13, 23
Sealing	33
Step Tread Pairings	129
Ultima™	28...49, 57, 61, 65
Water Features	126...2, 5, 21-22



ON THE COVER

PAVER: Artline (Granite Fusion) with Town Hall (Basalt) accent and Ledgestone (Buff) coping
WALL: Lineo Dimensional Stone (Sierra) with Ledgestone coping, treads and pillar caps

 [SEE VIDEO FOOTAGE AT UNILOCK.COM](https://www.unilock.com)

Unilock Ltd. and Hengestone Holdings, Inc. are the owners or authorized users of all trademarks used in this publication unless otherwise specified.
Senzo™ and Umbriano* are trademarks of Metten Stein + Design GmbH & Co KG used under license by Unilock*. Measurements throughout this portfolio are nominal.
Not all products shown are available at all Unilock locations. Log on to Unilock.com for availability.
*Colors shown in this catalog should be used only as a guide. Colors should always be chosen from actual samples. Contact your local Unilock representative for color availability in your area.
©2017 Hengestone Holdings, Inc.

Quality

FOR US, IT'S PERSONAL

Over 40 years ago, our founder stumbled upon a unique little European product called the Uni-Stone. Intrigued by the benefits of this revolutionary paving method, he decided to license the product and bring the concept to North America. He purchased a basic paver machine from Europe and hired a small staff to produce the stones.



Founder Ed Bryant - circa 1972

In those days, most sales of Unilock® were to large-scale commercial properties and streetscapes. Any lapse in quality would be costly and would jeopardize our owner's personal reputation. So quality was of paramount importance.

From these humble beginnings, through to the multinational company we are today, Unilock has remained a family-owned company that puts quality first. For us, it's not just a matter of dollars and cents, it's our personal reputation that's on the line. Our customers - Homeowners, Contractors, Landscape Designers and Architects, across North America - can rely on us to supply them with **quality product every time.**



We provide a Transferable Lifetime Guarantee on the structural integrity of our paving stones, slabs and retaining wall units for residential use. Any materials installed and maintained to our guidelines, and subject to normal wear, that prove defective, will be replaced without cost. Color matching and replacement labour is not included.



BOSTON
(508) 278-4536

BUFFALO
(716) 822-6074

CHICAGO
(630) 892-9191

OHIO
(330) 927-4000

MICHIGAN
(248) 437-7037

MILWAUKEE
(262) 742-3890

NEW YORK
(845) 278-6700

ONTARIO
(416) 646-9000

[UNILOCK.COM](https://www.uni-lock.com) | 1-800-UNILOCK

