



JNILOCK[®]
DESIGNED TO CONNECT.™

2017
PAVERS AND WALLS



Turn your **outdoor dreams** into **reality**. We're here to help you every step of the way.



5 DREAM

Driveways, Entrances and Walkways,
Outdoor Living, Pool Decks

47 LEARN

Construction 101, Product Quality,
Care and Maintenance

55 PLAN

Choosing a Contractor, Design
Considerations, Choosing Products,
Project Management Tips

67 SELECT

EnduraColor™ Plus Architectural Finishes,
EnduraColor™, Classic, Permeable,
Vertical Dimensions

UNILOCK
DESIGNED TO CONNECT.

ON THE COVER

Tribeca Cobble (Crystalline Basalt)
with (Peppered Granite) accent and
Cophorne® (3 Color Blend)



SEE VIDEO FOOTAGE
AT [UNILOCK.COM](https://www.uni-lock.com)



Beacon Hill™ Flagstone with Copthorne™ accent and Brussels Dimensional Stone

DREAM

SOMETHING FOR EVERYONE

The following pages contain just a few of the infinite number of Unilock project possibilities. Visit our online project photo gallery at Unilock.com for hundreds more.

DRIVEWAYS

ENTRANCES & WALKWAYS

OUTDOOR LIVING

POOL DECKS



TOP

Bristol Valley® (Granite Fusion) with
Town Hall® (Basalt) accent

BOTTOM

PAVER: Umbriano® (Midnight Sky)
with Brussels Block® (Limestone) and
Series 3000® (Black Granite) accents

WALL: Brussels Dimensional Stone®
(Desert Sand) with Series 3000
(Black Granite) accent

OPPOSITE

Town Hall (Heritage Red)







TOP
PAVER: Thornbury™ (Almond Grove)
FIRE FEATURE: Rivercrest® Wall
 (Coastal Slate) with Natural Stone
 (Black River) coping

BOTTOM
PAVER: Beacon Hill™ Flagstone (Granite Fusion)
 with Cophorne® (Burgundy Red) accent
ISLAND: Brussels Dimensional Stone® with
 Unigranite® accent
WALLS AND FIREPIT: Pisa2® (Sierra)

OPPOSITE
 Richcliff® (Dawn Mist) with Courtstone®
 (Basalt) accent and Senzo™ star (Nuvola,
 Crema and Castano)





TOP AND BOTTOM


PAVER: Artline™ (Granite Fusion) with Town Hall™ (Basalt) accent and LedgeStone™ (Buff) coping
GRILL ISLAND, WATER FEATURE AND FIRE FEATURE: Lineo™ Dimensional Stone (Sierra)
SEAT WALL: Lineo Dimensional Stone (Sierra) with LedgeStone (Buff) coping and pillar cap

OPPOSITE

Thornbury™ (Almond Grove) with Town Hall (Basalt) accent









OPPOSITE

PAVER: Artline™ (Granite Fusion) and Artline (Il Campo® Finish - Granite Blend) with Series 3000® (Black Granite) accent

WALL: Lineo™ Dimensional Stone (Granite Blend) with Series 3000 (Black Granite) accent and Ledgestone™ (Grey) coping

TOP

PAVER: Artline (Umbriano® Finish - Midnight Sky and Winter Marvel - custom order) with Series 3000 (Black Granite) accent

BOTTOM

PAVER: Umbriano® (Midnight Sky) with Series 3000 (Black Granite) accent

SEAT WALL AND FIREPIT: Rivercrest® Wall (Coastal Slate) with Series 3000 (Black Granite) accent and Ledgestone (Grey) and Brussels Fullnose™ (Limestone) coping

PAVER:

Umbriano® (Summer Wheat)

GRILL ISLAND AND SEAT WALL:

Estate Wall® (Unavailable in Ontario Market) with Il Campo® (Granite Blend) accent and Ledgestone™ coping (Buff)

FIREPLACE:

Brussels Dimensional Stone® fireplace with Il Campo (Granite Blend) accent







LEFT
Cophthorne® (3 Color Blend) with
Brussels Block® (Sandstone) accent

LEFT
Artline™ (Granite Fusion) with
Series 3000® (Black Granite) accent

RIGHT
Cophthorne (3 Color Blend)









OPPOSITE

Town Hall® (3 Color Blend and Heritage Red)

TOP

PAVER: Bristol Valley® (Granite Fusion) with Town Hall (Basalt) accent

WATER FEATURE: Lineo™ Dimensional Stone (Midnight Charcoal) with LedgeStone™ (Grey) coping

BOTTOM

PAVER: Beacon Hill™ Flagstone (Almond Grove Fusion) with Il Campo® (Heritage Brown) accent

SEAT WALLS, PILLARS, FIREPIT AND WATER FEATURES:

Brussels Dimensional Stone® (Sierra) with Brussels Fullnose™ (Sierra) coping and LedgeStone (Buff) coping and pillar cap





OPPOSITE

PAVER: Umbriano® (Summer Wheat)

GRILL ISLAND, SEAT WALL: Estate Wall® (Unavailable in Ontario Market) with Il Campo® (Granite Blend) accent and Ledgestone™ (Buff) coping

FIREPLACE: Brussels Dimensional Stone® (Sandstone) with Ledgestone (Buff) coping

TOP

Thornbury™ (Almond Grove) with Town Hall® (Burgundy Red) accent and Ledgestone (Buff) coping

BOTTOM

PAVER: Brussels Block® (Sandstone)

WALL & PILLARS: Brussels Dimensional Stone (Sandstone) with Copthorne® (Burgundy Red) accent and Brussels Fullnose™ (Sandstone) coping







OPPOSITE
Umbriano® (Summer Wheat)

TOP
Richcliff® (Dawn Mist and Pebble Taupe)
with Courtstone® (Basalt) accent and
Ledgestone™ (Buff) step treads

PILLARS: Brussels Dimensional Stone®
(Sierra) with Ledgestone (Buff) pillar caps

BOTTOM
MAIN PAVER: Umbriano® (Summer Wheat)
with Series 3000® (Black Granite) accent
CIRCLE INSET: Artline™ (Alpine Fusion) with
Series 3000 (Black Granite) accent
SEAT WALL, PILLARS AND FIREPIT: Brussels
Dimensional Stone (Sierra) with Series
3000 (Black Granite) accent and
Ledgestone (Buff) coping and pillar caps





TOP
Porcelain Tile (DaVinci Birch)

BOTTOM
PAVER & STEPS:
Natural Stone (Indian Coast)
WALL: Rivercrest® Wall (Coastal
Slate) with Natural Stone
(Indian Coast) coping

OPPOSITE
Natural Stone (Indian Coast)









OPPOSITE

PAVER: Beacon Hill™ Flagstone (Almond Grove Fusion) with Copthorne® (Basalt) accent

PILLARS: Brussels Dimensional Stone® (Sierra) with Ledgestone™ (Grey) coping

TOP

PAVER: Artline™ (Sierra Fusion) with Town Hall® (Basalt) accent

GRILL ISLAND AND FIREPIT: Lineo™ Dimensional Stone (Sierra) with Ledgestone (Buff) coping

BOTTOM

PAVER: Bristol Valley® (Granite Fusion) with Copthorne (Basalt) and Brussels Block® (Sandstone) accents

FIRE FEATURES, WATER FEATURE, GRILL ISLAND AND PILLARS: Brussels Dimensional Stone (Sierra) with Copthorne (Basalt) accent and Brussels Fullnose™ (Sandstone) coping and Ledgestone (Buff) pillar cap





OPPOSITE

Rivercrest® Wall (Buff) with LedgeStone™ (Buff) coping, step treads and pillar caps

TOP

PAVER: Umbriano® (Summer Wheat) with Senzo™ (Castano) accent and LedgeStone (Buff) coping

WALL: Rivercrest Wall (Coastal Slate) with LedgeStone (Grey) coping

BOTTOM

PAVER: Umbriano (Summer Wheat) with Senzo (Castano) accent

WALL: Rivercrest Wall (Buff) with Senzo (Castano) accent

STEPS, PILLAR CAP AND COPING: LedgeStone (Buff) coping and pillar cap



TOP

Thornbury™ (Almond Grove)
with Courtstone® (Basalt) and
Brussels Block® (Sandstone) accents

BOTTOM

Rivercrest® Wall (Coastal Slate) with
Ledgestone™ (Buff) coping

OPPOSITE

Brussels Block (Sandstone) with
Town Hall® (Burgundy Red) accent and
Courtstone (Basalt) walkway with circle
inset









OPPOSITE

Town Hall® (3 Color Blend)

TOP

PAVER: Beacon Hill™ Flagstone (Almond Grove Fusion) with Series 3000® (Black Granite) and Il Campo™ (Heritage Brown) accents

GRILL ISLAND, PILLARS AND WALL: Brussels Dimensional Stone® (Sandstone) with Series 3000 (Black Granite) accent and Brussels Fullnose™ (Sandstone) with Ledgestone™ (Buff) pillar cap

BOTTOM

PAVER: Copthorne® (3 Color Blend) with Brussels Block® (Sandstone) accent

WALL, GRILL ISLAND, SEAT WALL AND PILLARS: Brussels Dimensional Stone (Desert Sand) with Copthorne® (3 Color Blend) accent

FIREPLACE: Tuscany Fireplace





TOP
 Courtstone® (Basalt) with Copthorne®
 (3 Color Blend) and Brussels Block® accents

BOTTOM
 Town Hall® (3 Color Blend)

OPPOSITE
 Courtstone (Basalt, Belgian Blue and
 Dawn Mist) with Copthorne (Burgundy
 Red) accent





PAVER:
Richcliff® (Dawn Mist) with
Series 3000® (Black Granite) accent and
Brussels Fullnose™ (Sandstone) pool coping

WALL AND PILLARS:
Estate Wall® (Unavailable in Ontario Market)
with Series 3000 (Black Granite) accent









OPPOSITE

Umbriano® (Summer Wheat) and Courtstone® (Basalt) accent

TOP

PAVER: Richcliff® (Dawn Mist and Pebble Taupe) with Courtstone (Basalt) accent

WALL: Lineo™ Dimensional Stone (Granite Blend) with Lineo Dimensional Stone (Midnight Charcoal) accent and Natural Stone (Stone Cliff Grey) coping

BOTTOM

PAVER: Richcliff (Dawn Mist and Pebble Taupe) with Courtstone (Basalt) accent

WALL: Rivercrest® Wall (Coastal Slate) with LedgeStone™ (Grey) coping and pillar cap



TOP

PAVER: Brussels Block® (Sandstone) with Il Campo® (Heritage Brown) and Series 3000® (Black Granite) accents

GRILL ISLAND, SEAT WALLS AND FIREPLACE: Brussels Dimensional Stone® (Sandstone) with Series 3000 (Black Granite) and Brussels Fullnose™ (Sandstone) coping and ledge accent

PILLARS: Brussels Dimensional Stone (Sandstone) with Il Campo (Heritage Brown) and Series 3000 (Black Granite) accents and Ledgestone™ (Buff) pillar caps

BOTTOM

Rivercrest® Wall (Coastal Slate) with Natural Stone coping

OPPOSITE

PAVER: Artline™ (Granite Fusion) with Town Hall® (Basalt) accent and Ledgestone (Buff) coping

GRILL ISLAND, WATER FEATURE AND STEPS: Lineo™ Dimensional Stone (Sierra)

SEAT WALL: Lineo Dimensional Stone (Sierra) with Ledgestone (Buff) coping and pillar cap








LEFT
Cophthorne® (3 Color Blend) with
Brussels Block® (Sandstone) accent

RIGHT
Artline™ (Granite Fusion) with
Series 3000® (Black Granite) accent

OPPOSITE
Thornbury™ (Sierra) with Town Hall®
(Basalt) accent







AWARDS
OF EXCELLENCE
BEST IN SHOW

UNILOCK AWARDS OF EXCELLENCE BEST IN SHOW

At Unilock®, we believe the beauty of our products can only be fully realized through the outstanding design and installation skills of professional contractors. Because of this, we recognize and celebrate the best in design and installation with our annual Unilock Awards of Excellence competition. In place since 1994, the AOE is held at each Unilock location and showcases the best projects amongst hundreds of entries across various categories. For the past two years we have awarded a Best in Show prize to the most outstanding overall project, selected from all our regional winners across the U.S. and Canada.

This year's Best in Show winner is Imagine Landscape from Everett, Ontario. They designed and installed this incredible Unilock pool surround, outdoor kitchen and entertainment space featuring Umbriano pavers and Rivercrest Wall.



BEST IN SHOW

PAVER:
Umbriano® (Winter Marvel) with
Umbriano (Midnight Sky) accent

**GRILL ISLAND, PILLARS, SEAT WALLS,
FIREPIT AND WATER FEATURE:**
Rivercrest® Wall (Coastal Slate)
with Natural Stone
(Black River) coping

 SEE VIDEO FOOTAGE
AT [UNILOCK.COM](https://www.unilock.com)



LEARN

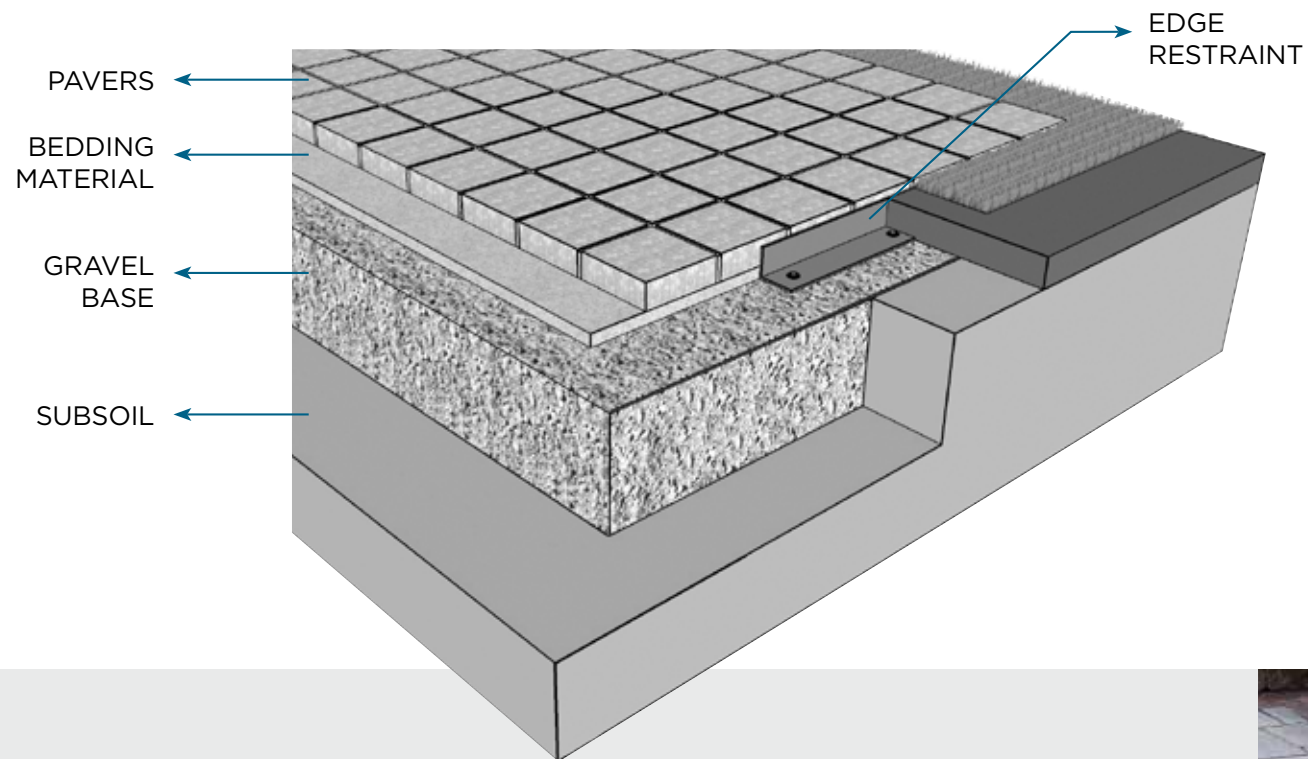
LOOK BEYOND THE SURFACE

There's more to a successful project than simply what you see on the finished surface. The construction of the base, the technology that goes into the products you choose and the steps you take to care for your new outdoor space, all influence whether or not a project will continue to look great for years to come.

CONSTRUCTION 101
PRODUCT QUALITY
CARE AND MAINTENANCE

CONSTRUCTION 101

The long-term performance of your project is determined by the **quality of the work** that's done to prepare the base **below** your pavers and walls.



A **proper base** will ensure that your pavers and walls **won't settle** or shift out of place with freeze-thaw cycles.

EXCAVATION

The first step in any project is excavation of grass and topsoil.

The depth will depend on two factors:

- | **Soil Type** - Clay soil requires deeper excavation; sandy soil requires less.
- | **Use** - Heavy loads like driveways and retaining walls require deeper excavation; lighter loads like patios and walkways require less.

GRAVEL BASE

The excavated area will be filled with a **base gravel**. This gravel base needs to be:

- | Strong enough to handle the load of whatever is placed on the surface.
- | Free draining so that water drains out of the base into the subsoil.
- | Extended at least six inches beyond the edges of the finished paver surface.
- | Compacted in several layers, using the proper equipment.





BEDDING MATERIAL

The right bedding material installed at the right depth is vital to the performance of your pavement. It provides a nice smooth surface for laying pavers and allows water to quickly drain away from the surface.



EDGE RESTRAINT

An edge restraint secured with long metal spikes will prevent the perimeter pavers from drifting away from the edge.



JOINT MATERIAL

Joint material plays an important role in further locking the pavers in place, as well as keeping weeds and other debris out. There are several types of joint material to choose from. For more information on the various types, turn to page 64.



REMEMBER A quality project is built upon a solid foundation. For this reason, we recommend hiring a professional contractor.

For information on wall construction visit unilock.com.



PERMEABLE PROJECTS A GREENER CHOICE!

More and more homeowners are installing **PERMEABLE** paver projects to help direct rainfall away from storm sewer systems and back into the natural ecosystem. The pavers used in a permeable installation look very similar to traditional pavers, but are made with extra space between them so rainwater can flow back into the earth below, instead of running off the surface into storm sewers.

Special materials are used in the permeable base and joints to encourage water to flow through. Unilock® permeable paver choices can be found on pages 76 and 102-103.



INTERESTING FACT Some homeowners install rainwater collection systems underneath their paver projects to supply water to inground sprinkler systems!

PAVER CONSTRUCTION



Brussels Block® - Tumbled Finish

GOOD STANDARD THRU-MIX

This is how the first pavers were manufactured. The product mix of large and small aggregates is consistent, from top to bottom, with color mixed throughout. The Unilock® **Classic** pavers we manufacture exceed all ASTM standards for quality and strength. They're available in traditional paver shapes and a variety of textures including smooth, dimpled or tumbled. Find them, beginning on page 95.

ENDURACOLOR™

ENDURING COLOR

Concentrated color and special wear-resistant materials

UNITED WITH

STRENGTH

Coarser foundation that gives the stone its strength



Profile View

BETTER FACEMIX

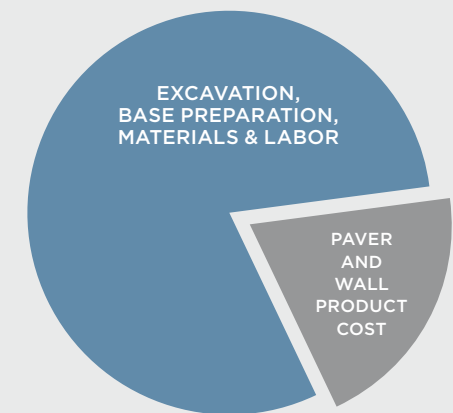
Facemix products are manufactured in a two-step process which combines a base of coarser aggregates for a stronger foundation, with concentrated color and wear-resistant finer aggregates on top. Facemix products are highly resistant to fading because the top layer prevents large, lighter color aggregates from showing through. This is the manufacturing process for Unilock EnduraColor products you'll find beginning on page 82.

BEST ENDURACOLOR™ PLUS ARCHITECTURAL FINISHES

Only Unilock offers EnduraColor™ Plus Architectural Finishes, a collection of products that deliver long-lasting beauty through a proprietary blend of exclusive and superior ingredients. A complex blend of granite and quartz, some of nature's highest performing minerals, are combined to create ultra-realistic surface textures and unique style options that are exceptionally durable. Proprietary manufacturing technologies like Ultima™, EasyClean™, ColorFusion™ and Reala™ give these products added benefits in terms of beauty and function. You'll find these exclusive Unilock products beginning on page 68.

A NEW STANDARD FOR EVERLASTING BEAUTY.

The majority of the project budget is base materials and labor.



Choosing a premium paver or wall product **won't drastically impact** the overall project cost.

Upgrading to EnduraColor or EnduraColor Plus could have less impact on the overall project price than you may think. Don't settle for older technology without understanding what today's best products have to offer.

PRODUCT QUALITY

Many products will look great when they're first installed, but in time, the difference in quality shows. **All products are NOT created equal!**

Installed with the proper construction methods, the longevity of your project relies on the **quality of the paver and wall** products you choose.



COLOR

Deep, rich color choices and natural color blends are characteristics that make Unilock® products unique. Our synthetic iron oxide pigments are weatherproof, UV resistant and outperform natural counterparts.

STRENGTH

The compressive strength of Unilock pavers and walls exceeds industry standards and ranges from 7,000 psi on small wall products, to more than 12,000 psi on some pavers.

DIMENSIONAL TOLERANCE

Dimensional tolerance is something we pay close attention to because when pavers are consistent in size, they require less adjustment when installed. This can mean significant labor cost savings, and a speedier delivery of your finished project.

DURABILITY

All Unilock pavers and walls are backed by our lifetime guarantee. They are slip-resistant and designed to tolerate oil and gas spills. As well, they're resistant to salt and chlorine erosion.

PROPRIETARY UNILOCK TECHNOLOGIES

EXTRA STRENGTH

Ultima™ Concrete Technology

A proprietary manufacturing process that creates pavers and walls with up to four times the strength of poured concrete. Find Unilock products featuring Ultima on pages 70-72, 74-79.

THE LOOK OF GRANITE

ColorFusion™ Technology

A proprietary technology that disperses color randomly to achieve the look of natural granite. Find Unilock products featuring ColorFusion on page 68 and 114.

NATURAL STONE TEXTURE

Reala™ Technology

Ultra realistic textures are cast from natural stone, brick and historic cobblestones. Find Unilock products featuring Reala on pages 70-79, 110 and 118.

STAIN RESISTANCE

EasyClean™ Stain Resistance

An integral surface protection that allows for easier cleanup of spills when they happen, before a stain can develop.

There are two Clean Factors (CF) to choose from:*

CLEAN FACTORS (CF)	CF 90	CF 100
Pavers are pre-sealed at the factory	*	*
Enhanced resistance to weathering	*	*
Reduced dirt absorption	*	**
Stains from leaves, coffee, ketchup, mustard, wine and BBQ oils are easier to remove	*	**

Look for EasyClean in Umbriano® **CF 90** (page 68 and 114) and Senzo™ **CF 100** (page 73).



HOW TO KEEP YOUR PROJECT LOOKING GREAT FOR DECADES.

A SOLID FOUNDATION PREVENTS SETTLING

When the base of your project is properly constructed, water will not accumulate underneath and settling will not occur. See page 48 for more information on proper construction. **Need help finding a qualified contractor?** Call us at **1-800-UNILOCK** or register online at **Unilock.com** and we'll match you with a Unilock® Authorized Contractor in your area.

TO SEAL OR NOT TO SEAL

Some homeowners choose to apply a sealer to their project surface when it's finished, to enhance the color of their pavers. Others choose to appreciate the color of the pavers as they are. Unilock pavers will be durable with or without a sealer. If you choose to seal you should plan to re-seal every three to five years.

WEEDS CAN BE PREVENTED

When a proper base is installed, there is no soil directly beneath your pavers from which weeds can grow. However, if the joints are not kept full with jointing material, it is possible for dirt and weed seeds to blow in from the surrounding area and germinate in the joints.

In the past - a basic sand was the only jointing material available. Unless this sand was replenished regularly, rain would erode the sand, leaving joints vulnerable to weeds.

Today - new varieties of sand stabilizer compounds and polymeric jointing material are available which **relieve homeowners from this maintenance burden.** See page 64 for more information on jointing material choices.

WINTER CARE

Paver projects offer a clear advantage over poured-in-place concrete when it comes to weathering the four seasons. Installed right, your paver project will be built to withstand freeze-thaw cycles, so unlike concrete, it will never crack. As well, Unilock pavers are **resistant to de-icing salt.** To avoid damaging the surface of finer paving stones, we recommend using a plastic bladed hand shovel or adding a plastic cover to the blades of snow removal machines.

When a proper base is installed, there is **no soil directly beneath** your pavers from which weeds can grow.



INTERESTING FACT A permeable paver will accumulate less ice because water will drain from the paver surface before it has time to freeze. For more information on permeable paving, see Page 49.

THE CHOICE OF DESIGN PROFESSIONALS

The same Unilock products available to homeowners are relied on by architects, landscape architects and engineers, to create world class commercial spaces across North America.



100 Pier 4, Boston, Massachusetts Designer: Mikyoung Kim



New York State Parks, Terrapin Point and Cave of the Winds. Designer: LA Group



Chinatown Library, Chicago, IL. Designer: Site Landscape Architecture and Urban Design

LEARN



PLAN

TURNING YOUR DREAM INTO REALITY

If you've never undertaken an outdoor landscaping project before, it can feel overwhelming. We're here to help. The pages in this section are designed to help you plan for a successful project:

CHOOSING A CONTRACTOR

DESIGN CONSIDERATIONS

CHOOSING PRODUCTS

PROJECT MANAGEMENT TIPS

CHOOSING A CONTRACTOR

Choosing the right contractor for your project is the most **important decision** of all because even the best materials can be spoiled by poor installation and workmanship.



RELEVANT EXPERIENCE

- How long has the contractor been installing pavers and walls?
- Has the contractor installed projects in the past with the features you're considering (e.g. a raised patio, retaining wall, fire feature, grill island or water feature)? If so, can they provide photos?

WORKMANSHIP

Ideally, a contractor will provide you with the addresses of projects the company has completed in the past. When you visit the job, **pay attention to the details.**

- Ask to see projects that are more than two years old so you can see how the work holds up over time.
- Are the pavers laid in a way that minimizes awkward cuts?
- Check the curves of the project to be sure pavers are placed or cut in a way that minimizes large gaps.
- Has edge restraint been used and is it still in place?
- How long does the contractor guarantee the work?
- How many warranty claims has the company had in the past two years?

SUB-CONTRACTING

Some contractors will hire other companies to perform parts of the work, like lighting and irrigation. Be sure to ask the contractor about these sub-contractors and how they will be managed.



HAVING TROUBLE FINDING A CONTRACTOR?

Contact us at **1-800-UNILOCK** or register online at **Unilock.com** to take advantage of our Unilock® Authorized Contractor referral program. We'll take the time to understand your project, and will match you with a local contractor who is guaranteed to do the job right.

BASE PREPARATION

The longevity of your project relies on proper base preparation (see page 48 for more information on Construction 101).

- What are the contractor's base preparation methods?
- What materials are used and why?
- Is there a standard procedure for base preparation or will the contractor assess your site's unique needs?

TIMING

Some of the very best contractors book their schedules months in advance.

- Ask the contractor how far in advance they are booking projects and how long they think your project might take.
- What is the contractor's payment terms?
- Is an **upfront deposit** required to secure the timing of the project?

DOCUMENTATION

- Does the contractor have the proper licensing for their work?
- Does the contractor have **liability insurance** and are employees covered by Workers Compensation?
- Will there be permits required for the job and if so, who is responsible to secure them?

COMPATIBILITY

- Do you like this contractor?
- Can you easily communicate and understand each other?
- Is this someone you can trust?
- Ask if the person you're meeting will be on site throughout the project or if someone else in the company will be your day-to-day contact person.
- Contacting **references** can help you understand how the contractor operates throughout a project.



DESIGN

A contractor's portfolio of prior work can give you a great sense of their design approach.

- Does the contractor offer a design service?
- Is there a cost for this?
- If a design service is offered, **is the design hand drawn or rendered in 3D?**
- Are the contractor's designs something you would like for your project?

Contacting **references** can help you understand how the contractor operates throughout a project.

DESIGN CONSIDERATIONS

OUTDOOR LIVING

EXPAND YOUR HOME

A new outdoor living space can **add functional square footage** to your existing home by providing a new space to relax, dine and entertain. Consider first how you would like to use the space and then design it as an extension of your interior decorating style.

OUTDOOR ROOMS

Distinct areas for **cooking, eating and relaxing** can be created, even in a small space, by changing the color or style of paver or by adding a contrasting paver border to define the different spaces. Using pavers to create an area rug can help visually ground furniture groupings. In a larger space, vertical elements like steps, low walls and pillars can be used to create the feeling of 'rooms'.




SEAT WALLS

Outdoor furniture is often over-sized relative to indoor furniture so be sure to design your patio with these generous proportions in mind. For smaller spaces or families who like to entertain, **seat walls** are a great solution for creating extra places for people to sit without the need for bulky furniture.

EXTEND THE SEASON

Fire features are growing in popularity because they add visual interest and warmth that makes the space more enjoyable to use in cooler weather. Building lighting into low walls, steps and pillars can also draw people outside in the evening, and add visual appeal from inside the home.





Be sure to choose a color that **won't absorb too much** heat from the summer sun.



POOL DECKS

SIZE MATTERS

When planning your pool deck **four feet is the minimum perimeter** around the pool for basic access. However, if you intend to use the pool deck as a patio for entertaining or sunbathing, consider a larger size and be sure to factor in the size of your outdoor furniture.

SAFETY CONSIDERATIONS

The paver you choose to surround your pool deserves special consideration because you'll be **walking on it in your bare feet!** Be sure to choose a color that **won't absorb too much heat** from the summer sun. A smoother surface is pleasing to walk on, but make sure it's sufficiently **non-slip**. Umbriano® is our most popular choice for pool decks; see page 68 for more details. For the coping around the edge of the pool, **avoid products with abrasive edges**. A contrasting coping color or inset border is something to consider, as it helps define the pool edge. Likewise, appropriate lighting is an important safety consideration. Use lighting to illuminate your pool for night swimming and to **define pool edges** and steps for greater safety.

AMPLIFY THE DRAMA

Even a standard pool shape can become a dramatic focal point for your outdoor space if you add vertical elements like **low walls, planter boxes and water features**. Likewise, an ordinary hot tub can be transformed into a dramatic visual feature by surrounding it with stone elements so that it appears custom built.



Town Hall

DRIVEWAYS

CURB APPEAL

A paver driveway is **an investment that adds instant curb appeal** and value to your home. When choosing a paver product it's generally a good idea to complement the main color of your home rather than to try to match it. Then, consider borders and accents to draw out specific colors from your home and create continuity. Consider adding vertical features like pillars, planters and decorative walls to further enhance the beauty of your driveway.

PRACTICAL DESIGN

Be sure to consider how guests will get from your driveway to your front door. If your driveway abuts a wall, slope or garden, add an extra four feet to the width so that car doors can be comfortably opened for passengers to exit. If your winter season brings snow, consider where you will pile it. And be sure to choose a paver that can withstand de-icing salts (all Unilock® pavers do!).

THINK GREEN

Permeable pavers **allow rainwater to flow between the joints** and through special base materials so that it can be absorbed into the subsoil below. This provides a dual "green" benefit; not only does it reduce the amount of water that flows into storm sewers but it also provides moisture to surrounding plant material. **Reduced puddling** on the driveway surface also means that there is **less ice build-up** in winter months. Look for Unilock permeable pavers on pages 76 and 102-103.



Natural Stone



Umbriano® paver with Rivercrest® Wall

ENTRANCES

WELCOME GUESTS

A great looking front entrance gives guests a warm welcome. Attractive steps that are wide enough to easily navigate, **low garden walls and planter boxes** to frame softscaping, and smartly placed lighting all contribute to a cozy feeling and will help smooth the transition from the street to your home. As a general rule, a walkway should never be less than four feet in width.

A PLACE TO SIT

Even a modest front yard can usually accommodate a small courtyard seating space, where a morning coffee can be enjoyed or parents can observe their children playing with neighborhood friends.

BORDERS AND BANDING

Like crown molding that is the finishing touch to a room, smartly planned borders and banding can elevate your project from good to great. Unilock® pioneered the idea of borders and banding in pavers and walls and we continue to have the most unique options to make your project stand out.

See pages 128 and 129 for more Unilock borders and banding ideas, or visit **Unilock.com** to experiment with our online Uvision® borders and banding tool.





NEED MORE DESIGN IDEAS? VISIT A **UNILOCK OUTDOOR IDEA CENTER**

SEE An expansive display of **Unilock® products in a life-size outdoor setting.**

TALK To our **knowledgeable staff** and we'll help you create a plan to achieve the outdoor space you're dreaming about.

TAKE **FREE samples** of Unilock paver and wall products home with you.

HOURS OF OPERATION

APR - JUN MON - WED 9am - 6pm | THURS - FRI 9am - 8pm | SAT - SUN 10am - 4 pm
JULY MON - WED 9am - 6pm | THURS - FRI 9am - 8pm | SAT 10am - 4pm
AUG - SEP MON - FRI 9am - 6pm | SAT 10am - 4pm
OCT - NOV MON - FRI 9am - 5pm

287 Armstrong Avenue Georgetown, ON L7G 4X6



SEE VIRTUAL TOUR AT UNILOCK.COM

Please feel free to walk around and browse our Outdoor Idea Center at any time. Call **1-800-UNILOCK** or visit **Unilock.com** for more details.

VISUALIZING YOUR PROJECT DESIGN

A detailed design requires a great deal of time and effort, so you can understand why many contractors charge for this service in advance.

TRADITIONALLY, LANDSCAPE DESIGNS WERE HAND DRAWN TO SCALE ON GRAPH PAPER.

While there are many contractors and designers who still prefer to draw by hand, more and more plans today are being created digitally and in 3D.

If you're having trouble imagining what your project will look like when it's complete, a 3D design can really help.



HAVING TROUBLE FINDING A CONTRACTOR WHO CAN HELP VISUALIZE YOUR DESIGN? WE CAN HELP.

Contact us at **1-800-UNILOCK** or register online at **Unilock.com** to take advantage of our Unilock® Authorized Contractor referral program. We'll take the time to understand your project, and will match you with a local contractor who offers a 3D design service and is guaranteed to do the job right.

3D Rendering



Completed Job



CHOOSING PRODUCTS

PAVERS

The horizontal paved surface is typically the largest area of the project, so it makes sense to begin here.

COLOR - Co-ordinate or contrast with the color of your home.

STYLE - Use the architecture of your house as a starting point and determine whether you're looking for something traditional, modern, rustic or historic.

FUNCTION - A driveway paver needs to be thicker than a patio paver to hold the weight of a vehicle. A pool deck paver needs to be non-slip and cool to walk on in the heat of summer. A paver for an outdoor kitchen needs to be easy to clean. Make sure the paver you choose is right for your project.



WALLS

FUNCTION - Only certain wall products can be used as retaining walls, and very large retaining walls require more specialized products. Seat walls need to be attractive from both sides, while one-sided products can be used to build a fireplace. Make sure the wall product you choose is right for your project. Your contractor can help.

COLOR - Co-ordinate or contrast with the color of the pavers you choose.

STYLE - Consider the style of the pavers you've chosen and determine whether you're looking for something traditional, modern, rustic or historic.



JOINTING MATERIAL

There are three types of jointing materials to choose from. They vary in durability and cost. Visit Unilock.com to see which materials are suited to the product you choose. Your contractor can also help you decide which type is right for your project.

Basic Jointing Sand - To reduce the frequency with which you need to replenish this sand, a joint stabilizing sealer is recommended.


Polymeric Sand - This is a special sand combined with a binding agent which stays in place longer than basic jointing sand. However, it's not right for every project and needs to be installed with care to prevent hazing on finer surfaces.

Unilock® EasyPro™ - This is the ultimate joint compound for paving stones. It's a no-haze, epoxy resin product that is puncture resistant, permeable and eco-friendly (made with 60% renewable products). It's perfect for wide joints but not recommended for all applications.



THE BEST WAY TO PREVENT WEED GROWTH IS TO ENSURE THAT JOINTS REMAIN FULL OF A SOLID JOINTING COMPOUND.

COLOR - The color of the jointing material can make a big difference in the look of your finished project.



BLACK SAND

TAN SAND

GREY SAND

PROJECT MANAGEMENT TIPS

1 | BUDGET

If your project is large or budget is a concern, you may choose to ask your contractor to provide **good/better/best versions** of the project, perhaps a budget that phases your project into several stages or one that offers special features such as a fireplace or pergola as a separate add-on option. Some contractors can even offer **financing** so you don't have to pay for your project right away. Once you decide how you want to proceed, be sure to get a signed contract that reflects this agreed budget and the contractor's payment terms.

2 | TIMELINE

Be sure to tell your contractor if there are any times that workers cannot be on the site and whether there is a **deadline** by which the project absolutely must be completed. Rainy weather sometimes impacts the timing of projects, so be sure to understand what happens in the event of a delay.

3 | WAYS OF WORKING

Your contractor's crew will be on your property on a daily basis. Be sure to agree to **ground rules** before the project begins. What time will work begin and end each day? What is their daily clean up routine? Where will products and equipment be stored on the site? Will the team work weekends? Will they require access to your home or garage during the project?

4 | BEING NEIGHBORLY

It's generally a good idea to let your immediate neighbors know about your project in advance so they can prepare themselves for a bit of noise and dust. You may even consider a small token of thanks for their understanding; it could go a long way to making them more forgiving of any disruption your project may cause.

5 | COMMUNICATION

Throughout your project make sure you and your contractor have open lines of communication. Establish in advance **who to contact if you have concerns** and how often you'd like your contractor to provide you with updates. If you notice something that doesn't look right on your project, be sure to let your contractor know right away. If a correction needs to be made, it's better to make the change early on.

6 | CHANGES

Unfortunately, even the best managed projects occasionally run into unplanned circumstances or last minute design changes. Be sure to understand the contractor's procedure for handling these changes and how they will affect the final price of your project.

7 | PROJECT WRAP UP

Once you've done a final inspection of your completed project, if you're happy with the work, be sure to **recommend your contractor** to friends and neighbors. If you can, write a favorable online review. And don't forget to **register for your Unilock® product warranty at Unilock.com!**



Don't forget to **register** for your Unilock product warranty at **Unilock.com!**



ENDURACOLOR PLUS



ENDURACOLOR



SELECT

CHOOSING THE PERFECT PRODUCT

Choose from our vast array of styles - everything from pavers cast from actual cobblestones found in historic European village streets, to the sleek modern lines and random color dispersion of granite-like slabs.

**ENDURACOLOR™ PLUS
ARCHITECTURAL FINISHES**

ENDURACOLOR™

CLASSIC

PERMEABLE


VERTICAL DIMENSIONS



Summer Wheat with Richcliff[®] XL (Dawn Mist)

UMBRIANO[®]

The random dispersion of color and granite particles creates the beauty of Umbriano's unique mottled surface, which resembles the appearance of natural granite. Umbriano's non-slip, stain-resistant surface is an ideal selection for driveways, pool decks, patios, commercial plazas and offices.



NOTE: Umbriano 24" and Random Bundle pavers are not suitable for vehicular applications.

SPECIAL ORDER SIZES: Umbriano is also available in 36 x 36" (10cm), 18 x 36" (10cm) and 12 x 36" (10cm) by special order only.

ENDURACOLOR[™]
PLUS ARCHITECTURAL FINISHES

EASYSLEAK[™] STAIN RESISTANCE - CF 90

An integral surface protection that allows for easier cleanup of spills when they happen, before a stain can develop.

COLORFUSION[™] TECHNOLOGY

A proprietary technology that disperses color randomly to achieve the look of natural granite.



SEE VIDEO FOOTAGE
AT UNILOCK.COM

Winter Marvel and Rivercrest Wall (Coastal Slate) wall
and pillars with Natural Stone (Black River) coping

COLORS*



WINTER MARVEL



SUMMER WHEAT




AUTUMN SUNSET




MIDNIGHT SKY

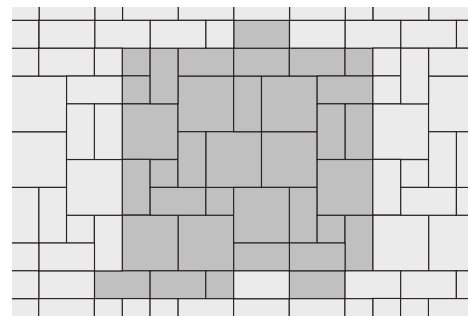
LAYING PATTERNS



A - 57% 16 x 16", 29% 8 x 16", 14% 8 x 8"



B - 67% 16 x 16", 22% 8 x 16", 11% 8 x 8"



C - 44% 16 x 16", 47% 8 x 16", 9% 8 x 8"



ARTLINE SIZE - MIDNIGHT SKY
See page 82 for more information.

Patterns may not reflect bundle configurations. More laying patterns available at Unilock.com.



Pebble Taupe and Dawn Mist Blend with Courtstone® (Basalt) accent

RICHCLIFF®

The modern, yet elegant, look of Richcliff will add a touch of class to any landscaping project. Its realistic embossed surface texture is cast from hundreds of natural stone surface textures to ensure a random natural appearance and it is up to four times stronger than ordinary poured concrete, making it an ideal choice for any application.



LARGE RECTANGLE
12 x 9 x 2 3/8"
30 x 22.6 x 6cm



SQUARE
9 x 9 x 2 3/8"
22.6 x 22.6 x 6cm



SMALL RECTANGLE
6 x 9 x 2 3/8"
15 x 22.6 x 6cm

RANDOM BUNDLE

ENDURACOLOR™
PLUS ARCHITECTURAL FINISHES

REALA™ TECHNOLOGY

Ultra realistic textures are cast from natural stone, brick and historic cobblestones.

ULTIMA™ CONCRETE TECHNOLOGY

A proprietary manufacturing process that creates pavers and walls with up to four times the strength of poured concrete.



SEE VIDEO FOOTAGE
AT UNILOCK.COM

Pebble Taupe and Dawn Mist Blend with Courtstone (Basalt) accent

COLORS*



DAWN MIST

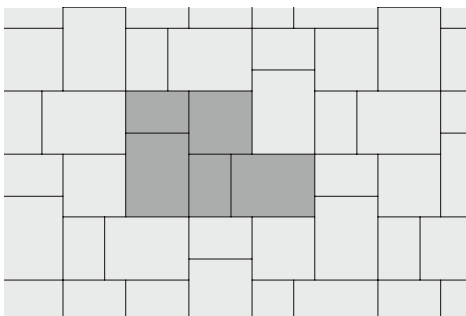


PEBBLE TAUPE

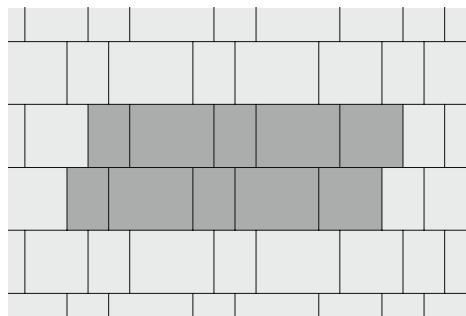


PEBBLE TAUPE / DAWN MIST BLENDED ON SITE

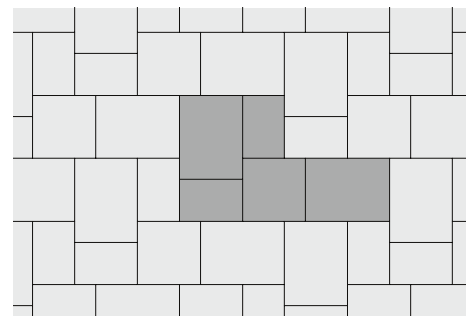
LAYING PATTERNS



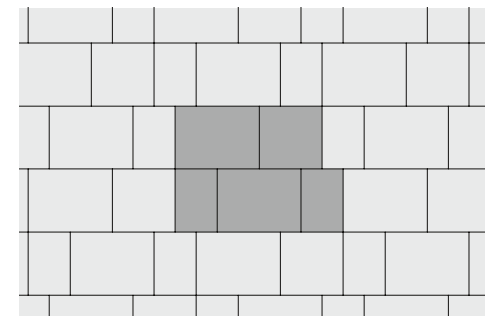
A - 53% 12 x 9", 20% 9 x 9", 27% 6 x 9"



B - 53% 12 x 9", 20% 9 x 9", 27% 6 x 9"



C - 53% 12 x 9", 20% 9 x 9", 27% 6 x 9"



D - 53% 12 x 9", 20% 9 x 9", 27% 6 x 9"

Patterns may not reflect bundle configurations. More laying patterns available at Unilock.com.



Dawn Mist

RICHCLIFF® XL

Popular for its modern yet elegant look, Richcliff is now available in an extra-large slab. Up to four times stronger than ordinary poured concrete, Richcliff XL makes an excellent choice when the design calls for a large scale product and for driveways when the 10cm thickness is chosen.

COLORS*



DAWN MIST



PEBBLE TAUPE



SMOKE SHALE



12 x 36 x 2 3/4"
30 x 90 x 7cm



18 x 36 x 2 3/4"
45 x 90 x 7cm



18 x 36 x 4"
45 x 90 x 10cm
SPECIAL ORDER

ENDURACOLOR™
PLUS ARCHITECTURAL FINISHES

REALA™ TECHNOLOGY

Ultra realistic textures are cast from natural stone, brick and historic cobblestones.

ULTIMA™ CONCRETE TECHNOLOGY

A proprietary manufacturing process that creates pavers and walls with up to four times the strength of poured concrete.



Nuvola

SENZO™

The unique colors and large size format make Senzo well-suited to contemporary designs, while the 8 x 8" size works well as accent banding in a wide variety of projects. The non-slip, stain-resistant surface is an excellent choice for driveways, outdoor kitchens, patios, pool decks, walkways and more.

COLORS*



CASTANO



CREMO



NUVOLA

Laying patterns available at Unilock.com.



16 x 16 x 2 3/4"
40 x 40 x 7cm



8 x 16 x 2 3/4"
20 x 40 x 7cm



8 x 8 x 2 3/4"
20 x 20 x 7cm

ENDURACOLOR™
PLUS ARCHITECTURAL FINISHES

EASYSOFT™ STAIN RESISTANCE - CF 100

An integral surface protection that allows for easier cleanup of spills when they happen, before a stain can develop.



Belgian Blue with Cophorne (Burgundy Red) and Brussels Block (Sandstone) accents

COURTSTONE®

Bring a sense of old-world Europe to your design with Courtstone. The unsurpassed strength and realistic texture create an everlasting product which is ideal for driveways and accents.



XL RECTANGLE
5 1/8 x 8 3/8 x 2 3/8"
13 x 21.5 x 6cm



LARGE RECTANGLE
5 1/8 x 7 1/4 x 2 3/8"
13 x 18.5 x 6cm



RECTANGLE
5 1/8 x 6 1/2 x 2 3/8"
13 x 16.5 x 6cm



SMALL RECTANGLE
5 1/8 x 5 3/4 x 2 3/8"
13 x 14.5 x 6cm



SQUARE
5 1/8 x 5 1/8 x 2 3/8"
13 x 13 x 6cm

RANDOM BUNDLE - ALL UNITS

ENDURACOLOR™
PLUS ARCHITECTURAL FINISHES

REALA™ TECHNOLOGY

Ultra realistic textures are cast from natural stone, brick and historic cobblestones.

ULTIMA™ CONCRETE TECHNOLOGY

A proprietary manufacturing process that creates pavers and walls with up to four times the strength of poured concrete.



SEE VIDEO FOOTAGE
AT UNILOCK.COM

Pebble Taupe and Dawn Mist Blend

COLORS*



BASALT



BELGIAN BLUE



BASALT / BELGIAN BLUE BLENDED ON SITE




DAWN MIST



PEBBLE TAUPE



DAWN MIST / PEBBLE TAUPE BLENDED ON SITE



LAYING PATTERN - RANDOM BUNDLE

Patterns may not reflect bundle configurations. More information available at Unilock.com.



Heritage 2 Color Blend (Heritage Red, Heritage Clay)


TOWN HALL[®]

With more substantial proportions than Copthorne[®], Town Hall is cast from original brick street pavers and offers a distressed, time-worn appearance. As well, with demand increasing for permeable pavers, Town Hall has been designed to satisfy both traditional and permeable installation methods.



STANDARD
4 x 9³/₄ x 2³/₄"
10 x 25 x 7cm

ENDURACOLOR[™]
PLUS ARCHITECTURAL FINISHES

 Town Hall can be used in permeable or non-permeable installations.

REALA[™] TECHNOLOGY

Ultra realistic textures are cast from natural stone, brick and historic cobblestones.

ULTIMA[™] CONCRETE TECHNOLOGY

A proprietary manufacturing process that creates pavers and walls with up to four times the strength of poured concrete.



SEE VIDEO FOOTAGE
AT UNILOCK.COM

3 Color Blend (Burgundy Red, Burnt Clay and Old Oak)

COLORS*



BURGUNDY RED



BURNT CLAY



OLD OAK



3 COLOR BLEND BLENDED ON SITE



BASALT



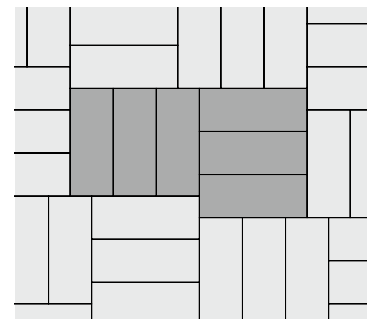
HERITAGE RED



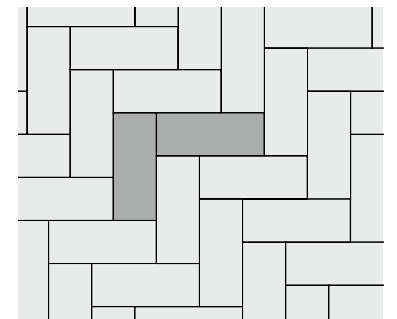
HERITAGE CLAY



HERITAGE 2 COLOR BLEND
BLENDED ON SITE



A - 100% Standard



B - 100% Standard

More laying patterns available at Unilock.com.



3 Color Blend (Burgundy Red, Burnt Clay and Old Oak)
with Brussels Block[®] (Sandstone) accent

COPTHORNE[®]

Reminiscent of the brick pavers used in old European cities, towns and villages, Copthorne is crafted using a special forming process, each piece is uniquely altered, yet the dimensions are consistent for easy, efficient installation.



STANDARD
2½ x 7⅞ x 2⅜"
6.5 x 20 x 6cm

ENDURACOLOR[™]
PLUS ARCHITECTURAL FINISHES

REALA[™] TECHNOLOGY

Ultra realistic textures are cast from natural stone, brick and historic cobblestones.

ULTIMA[™] CONCRETE TECHNOLOGY

A proprietary manufacturing process that creates pavers and walls with up to four times the strength of poured concrete.



SEE VIDEO FOOTAGE
AT UNILOCK.COM

3 Color Blend (Burgundy Red, Burnt Clay and Old Oak) with
Brussels Block[®] (Sandstone) accent and Rivercrest[®] Wall

COLORS*



BASALT



BURGUNDY RED



BURNT CLAY




OLD OAK




3 COLOR BLEND BLENDED ON SITE


LAYING PATTERNS




A - 100% Standard



B - 100% Standard



C - 100% Standard



D - 100% Standard

More laying patterns available at Unilock.com.



Ice Grey with Black Granite accent

SERIES 3000®

A sophisticated paver with a high-performance surface made from a combination of granite and quartz aggregates. Perfect for residential or commercial driveways, walkways and patios.

COLORS*



ICE GREY



MOUNTAIN MIST



BLACK GRANITE



ARTLINE SIZE - BLACK GRANITE
See page 82 for more information.

Laying patterns available at Unilock.com.



12 x 12 x 2 $\frac{3}{4}$ "
30 x 30 x 7cm



6 x 12 x 2 $\frac{3}{4}$ "
15 x 30 x 7cm



6 x 6 x 2 $\frac{3}{4}$ "
15 x 15 x 7cm



4 x 8 x 2 $\frac{3}{4}$ & 3 $\frac{1}{8}$ "
10 x 20 x 7 & 8cm
AVAILABLE IN BLACK GRANITE ONLY



Crystalline Basalt

TRIBECA COBBLE

NEW FOR 2017

Tribeca Cobble pavers have the look of the beautiful imported granite cobble stones used in North America's streets for centuries. A natural cobble appearance, dimensional accuracy, along with an EnduraColor Plus finish, makes Tribeca an excellent choice for your project.


COLORS*



CRYSTALLINE BASALT



PEPPERED GRANITE



LAYING PATTERN - RANDOM BUNDLE

More information available at Unilock.com.



LARGE RECTANGLE
5 1/8 x 12 x 2 3/4"
13 x 30.5 x 7cm



MEDIUM RECTANGLE
5 1/8 x 9 x 2 3/4"
13 x 23 x 7cm



SMALL RECTANGLE
5 1/8 x 7 x 2 3/4"
13 x 17.5 x 7cm

RANDOM BUNDLE


ENDURACOLOR™
PLUS ARCHITECTURAL FINISHES



Granite Fusion with Granite Blend (Il Campo Finish)

ARTLINE™

The long, clean lines of Artline reflect an emerging trend to minimalist, modern outdoor designs. Look for Artline in an exclusive number of colors and textures that can be used separately or combined together to create graphic interest.



RANDOM BUNDLE - ALL UNITS

ENDURACOLOR™



SEE VIDEO FOOTAGE
AT [UNILOCK.COM](https://www.unilock.com)

Granite Fusion with Series 3000[®] (Black Granite) accent

COLORS*



ALPINE FUSION



GRANITE FUSION



SIERRA FUSION

ALTERNATIVE COLORS
& FINISHES*



UMBRIANO[®] FINISH - MIDNIGHT SKY (See page 68)

Laying patterns available at [Unilock.com](https://www.unilock.com).



SERIES 3000[®] FINISH - BLACK GRANITE (See page 80)



IL CAMPO[®] FINISH - GRANITE BLEND (See page 94)



Opal, Steel Grey, Granite Blend (Il Campo Finish)
and Black Granite (Series 3000 Finish)

PROMENADE™ PLANK PAVER

Clean, sleek lines are essential to any modern design. Choose the size, finish and color from our Promenade Plank Paver series for long narrow paving 'planks' to create a dynamic linear aesthetic to complement any design.



8 x 24 x 4"
20 x 60 x 10cm



4 x 16 x 4"
10 x 40 x 10cm



4 x 12 x 4"
10 x 30 x 10cm

ENDURACOLOR™



Steel Grey and Granite Blend (Il Campo Finish)
with Series 3000® (Black Granite) accent

COLORS*



OPAL BLEND



STEEL GREY BLEND

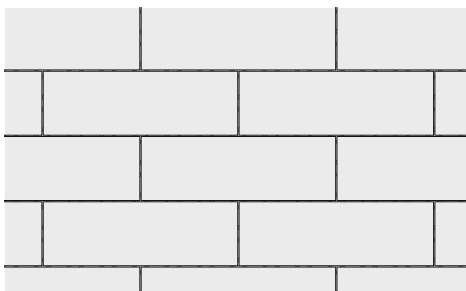


GRANITE BLEND **IL CAMPO** FINISH

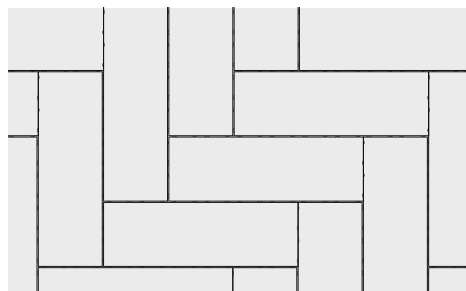


BLACK GRANITE **SERIES 3000** FINISH


LAYING PATTERNS




A - 100% 8 x 24"



C - 100% 8 x 24"



E - 100% 4 x 16"



G - 28% 8 x 24", 49% 4 x 16", 23% 4 x 12"

Patterns may not reflect bundle configurations. More laying patterns available at Unilock.com.



Sierra Fusion

BEACON HILL™ FLAGSTONE

Beacon Hill Flagstone has a natural appearance and is ideal for almost any landscape project you can imagine. Its soft blended colors and subtle surface design gives Beacon Hill Flagstone a relaxed historic look and feel.



LARGE RECTANGLE
21 x 14 x 2³/₈ or 3¹/₈"
54 x 36 x 6cm or 8cm



SQUARE
14 x 14 x 2³/₈ or 3¹/₈"
36 x 36 x 6cm or 8cm



SMALL RECTANGLE
7 x 14 x 2³/₈ or 3¹/₈"
18 x 36 x 6cm or 8cm

RANDOM BUNDLE

ENDURACOLOR™

NOTE: Beacon Hill 6cm pavers are not suitable for vehicular applications.
See Beacon Hill Smooth for banding options (page 88).



SEE VIDEO FOOTAGE
AT UNILOCK.COM

Almond Grove Fusion with Copthorne (Basalt) and
Brussels Block (Limestone) accents

COLORS*



ALMOND GROVE FUSION NEW FOR 2017



DESERT SAND FUSION NEW FOR 2017



GRANITE FUSION NEW FOR 2017

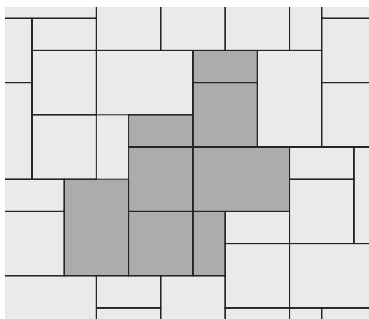


OAK BROWN FUSION NEW FOR 2017

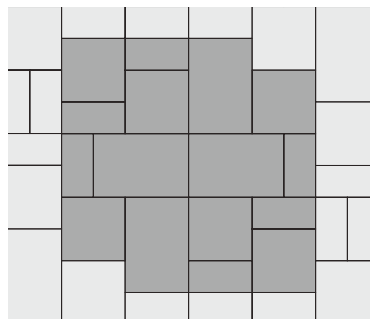


SIERRA FUSION NEW FOR 2017

LAYING PATTERNS



A - 40% Large Rectangle, 40% Square,
20% Small Rectangle



B - 40% Large Rectangle, 40% Square,
20% Small Rectangle

Patterns may not reflect bundle configurations. More laying patterns available at Unilock.com.



Opal Blend

BEACON HILL™ SMOOTH

Beacon Hill is also available in a smooth finish for a more contemporary feel. Its soft blended colors makes Beacon Hill Smooth ideal for almost any landscape project you can imagine. Available in three sizes for a random appearance or new large slabs.



LARGE RECTANGLE
21 x 14 x 2³/₈ or 3¹/₈"
54 x 36 x 6cm or 8cm



SQUARE
14 x 14 x 2³/₈ or 3¹/₈"
36 x 36 x 6cm or 8cm



SMALL RECTANGLE
7 x 14 x 2³/₈ or 3¹/₈"
18 x 36 x 6cm or 8cm



21 x 28 x 2³/₈"
53 x 71 x 6cm
NEW FOR 2017

RANDOM BUNDLE



SMALL RECTANGLE BUNDLE
7 x 14 x 2³/₈ or 3¹/₈"
18 x 36 x 6cm or 8cm

ENDURACOLOR™

NOTE: Beacon Hill 6cm pavers are not suitable for vehicular applications.



Paver - Granite Fusion with Midnight Charcoal accent
Wall - Lineo™ Dimensional Stone

COLORS*



ALMOND GROVE FUSION NEW FOR 2017



DESERT SAND FUSION NEW FOR 2017



GRANITE FUSION NEW FOR 2017



OAK BROWN FUSION NEW FOR 2017



SIERRA FUSION NEW FOR 2017



OPAL BLEND NEW FOR 2017

AVAILABLE IN 7 x 14"



OPAL BLEND NEW FOR 2017



DARK BROWN



MIDNIGHT CHARCOAL

Laying patterns available at Unilock.com.



Granite Fusion

BRISTOL VALLEY[®]

Moderate surface texture brings a new, refined elegance where a more commonplace flagstone slab may have been used in the past. Subtle color blends add to an appearance of natural stone.



LARGE RECTANGLE
21 x 14 x 2³/₈"
54 x 36 x 6cm



SQUARE
14 x 14 x 2³/₈"
36 x 36 x 6cm



SMALL RECTANGLE
7 x 14 x 2³/₈"
18 x 36 x 6cm

RANDOM BUNDLE

ENDURACOLOR[™]

NOTE: Bristol Valley pavers are not suitable for vehicular applications.



Granite Fusion

COLORS*



ALPINE FUSION

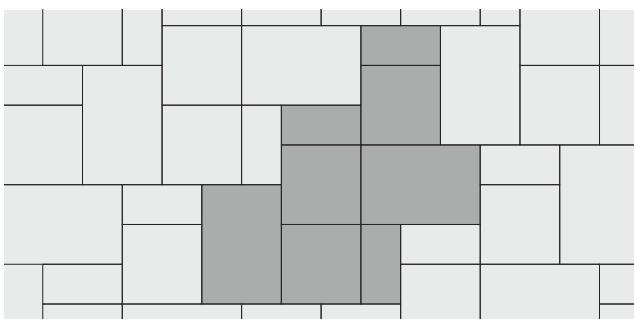


GRANITE FUSION

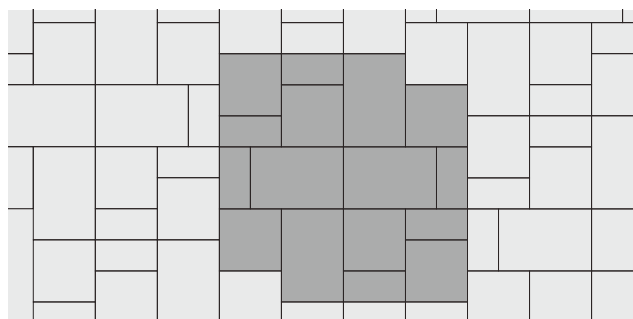


SIERRA FUSION

LAYING PATTERNS



A - 40% Large Rectangle, 20% Small Rectangle, 40% Square



B - 40% Large Rectangle, 20% Small Rectangle, 40% Square

Laying patterns available at Unilock.com.



Sierra with Town Hall' (Basalt) accent

THORNBURY™

Thornbury's modestly textured surface and three compatible sizes allow for a pleasing random look and feel. This product is ideal for driveways, patios, walkways and more.

COLORS*



ALMOND GROVE



GRANITE



OAK BROWN



MAHOGANY



SIERRA

Laying patterns available at Unilock.com.



LARGE RECTANGLE
13¼ x 16½ x 2¾"
35 x 42 x 7cm



MEDIUM RECTANGLE
13¼ x 8¼ x 2¾"
35 x 21 x 7cm



SMALL RECTANGLE
6⅞ x 8¼ x 2¾"
17.3 x 21 x 7cm



MEDIUM RECTANGLE
13¼ x 8¼ x 2¾"
35 x 21 x 7cm

RANDOM BUNDLE

ENDURACOLOR™



Sable Blend with Cocoa Brown and Dark Charcoal accents

MATTONI

NEW FOR 2017

Mattoni reinterprets classic Roman brick with a modern spin. Available in a palette of deep, natural colors, the slim format is ideal for curved garden paths, authentic country gardens and classic herringbone patterns.

COLORS*



COCOA BROWN



DARK CHARCOAL



SABLE BLEND

Laying patterns available at Unilock.com.



2¼ x 9½ x 2¼"
6 x 24 x 7cm

ENDURACOLOR™



Coffee Creek with Dark Charcoal accent

IL CAMPO[®]

Exclusive to Unilock[®], Il Campo features irregular lines brushed across each paver. Its detailed look is striking, and gives you the ability to create unique geometric and random patterns.

COLORS*



COFFEE CREEK



GRANITE BLEND



HERITAGE BROWN
AVAILABLE ONLY IN 6 X 8" (7CM)



DARK CHARCOAL
AVAILABLE ONLY IN 6 X 8" (7CM)
AND 4 X 8" (7CM & 8CM)



ARTLINE™ SIZE - GRANITE BLEND
See page 82 for more information.



PROMENADE™ SIZE - GRANITE BLEND
See page 84 for more information.

Laying patterns available at
Unilock.com.



12 x 12 x 2 3/4"
30 x 30 x 7cm

COFFEE CREEK AND
GRANITE BLEND ONLY



4 x 12 x 2 3/4"
10 x 30 x 7cm

COFFEE CREEK AND
GRANITE BLEND ONLY



6 x 8 x 2 3/4"
15 x 20 x 7cm

AVAILABLE IN
ALL COLORS



6 x 8 x 2 3/4"
15 x 20 x 7cm

RANDOM BUNDLE



6 x 6 x 2 3/4"
15 x 15 x 7cm



4 x 6 x 2 3/4"
10 x 15 x 7cm



4 x 8 x 2 3/4" & 3 1/8"
10 x 20 x 7 & 8cm

DARK CHARCOAL ONLY

COFFEE CREEK AND GRANITE BLEND ONLY

ENDURACOLOR™



Cliffside Grey

WINDERMERE™

Gentle surface clefts and clean edges give an elegant and relaxed look. Varying rectilinear stone sizes, provide a classic flagstone appearance for both traditional or modern landscapes.

COLORS*



CLIFFSIDE GREY



IRISH COAST



MAHOGANY



SANDY BEACH

Laying patterns available at Unilock.com.



LARGE RECTANGLE
21 x 14 x 2 3/4"
54 x 36 x 7cm



SQUARE
14 x 14 x 2 3/4"
36 x 36 x 7cm



SMALL RECTANGLE
7 x 14 x 2 3/4"
18 x 36 x 7cm

RANDOM BUNDLE

CLASSIC



Sandstone

BRUSSELS BLOCK[®]

Introduced to North America by Unilock[®], Brussels Block is the original tumbled paver. Its timeless warmth, relaxed appearance and tumbled finish reflect the design cues of quarried stone.



XL STONE
8¹/₄ x 13³/₄ x 2³/₄"
20.8 x 34.8 x 7cm



STANDARD STONE
6⁷/₈ x 8¹/₄ x 2³/₄"
17.3 x 20.8 x 7cm



HALF STONE
4¹/₈ x 6⁷/₈ x 2³/₄"
10.4 x 17.3 x 7cm



FULLNOSE
6 x 12 x 2³/₄"
15 x 30 x 7cm

CLASSIC



Sandstone with Series 3000® (Black Granite) with Il Campo® (Heritage Brown) accent

COLORS*



DESERT SAND



LIMESTONE



MAHOGANY

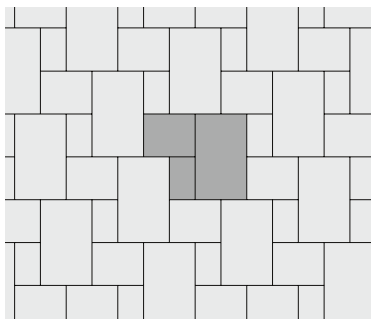


SANDSTONE

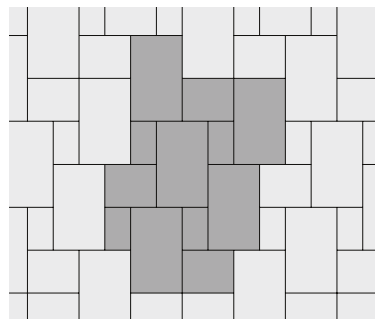


SIERRA

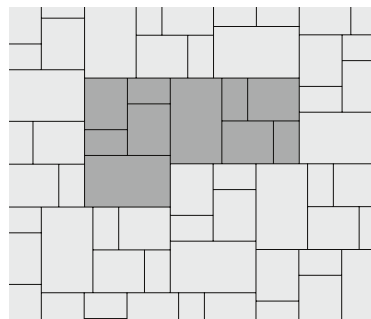
LAYING PATTERNS



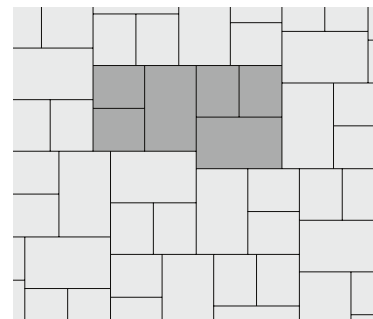
Y - 57% XL, 29% Standard, 14% Half



Z - 67% XL, 20% Standard, 13% Half



AF - 40% XL, 40% Standard, 20% Half



AC - 50% XL, 50% Standard



MIDNIGHT CHARCOAL

AVAILABLE ONLY IN STANDARD STONE,
XL STONE AND FULLNOSE

Patterns may not reflect bundle configurations. More laying patterns available at Unilock.com.



Natural and Granite

DOUBLE HOLLAND™

Extreme durability and intense color make it an excellent choice for commercial installations.

COLORS*



DARK CHARCOAL



GRANITE



NATURAL



TERRA COTTA

Laying patterns available at Unilock.com.



STANDARD
8 x 8 x 2³/₈"
20 x 20 x 6cm

CLASSIC



Sierra with Series 3000 (Black Granite) accent

HOLLANDSTONE™

The design flexibility, scope of color, simple rectangle shape and ease of installation contribute to Hollandstone's widespread appeal.

COLORS*



DARK CHARCOAL



GRANITE



NATURAL



RUSTIC RED



TERRA COTTA



SIERRA

Laying patterns available at Unilock.com.



STANDARD
4 x 8 x 2³/₈"
10 x 20 x 6cm

CLASSIC



Coffee Creek

EUROPAVER®

Europaver is a classic paver ideal for expansive residential and commercial applications and a formal, structured look.


COLORS*



BURNT OAK



COFFEE CREEK



DARK CHARCOAL



GRANITE BLEND

Laying patterns available at Unilock.com.



12 x 12 x 2 3/4"
30 x 30 x 7cm



6 x 12 x 2 3/4"
15 x 30 x 7cm



6 x 6 x 2 3/4"
15 x 15 x 7cm

CLASSIC



Dark Charcoal with Beacon Hill™ Flagstone (Granite)



Dark Charcoal with Brussels Dimensional Stone (Sierra)

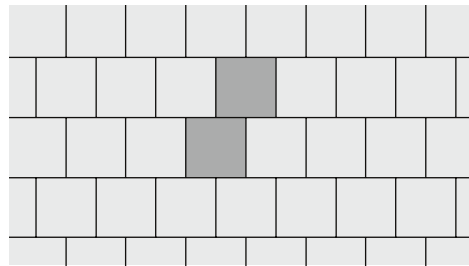
UNIGRANITE®

Manufactured with real granite chips, Unigranite gives you the ability to add majesty and character to your design. Hand split or saw-cut, it provides a unique accent.


COLORS*



DARK CHARCOAL



A - 100% SMALL SQUARE



B - 100% SMALL SQUARE

More laying patterns available at Unilock.com.



SMALL SQUARE
4 x 4 x 2 3/4"
10 x 10 x 7cm

CLASSIC



Custom Color (Sycamore)

ECO-LINE[®]

Permeable, heavy-duty unit pavers have never been so 'on-trend'. With custom finish and color options and the ability to be mechanically installed, this product is not only beautiful, but cost effective for large scale projects.

COLORS AND FINISHES

Eco-Line is a **SPECIAL ORDER ONLY PRODUCT** and can be manufactured in a variety of custom colors and textures. Minimum quantities may apply. Please contact your Unilock[®] representative for more details



RANDOM BUNDLE SPECIAL ORDER ONLY



For more information visit Unilock.com.



Opal Blend



Natural

ECO-PRIORA™

Designed with special spacer bars, the resulting 7mm gap is filled with a clear, fine stone chip that allows rapid penetration of rainwater into the sub-base and subsoil.



OPAL BLEND NEW FOR 2017



STEEL GREY BLEND NEW FOR 2017



5 x 10 x 3/8"
12 x 24 x 8cm

10 x 10 x 3/8"
24 x 24 x 8cm

Laying patterns available at Unilock.com.



Please contact your Unilock® representative for more details about custom colors and textures. Minimum quantities may apply.

ECO-OPTILOC™

The patented "L" shaped design allows you to achieve superior lock-up that can withstand even the heaviest of loads. Small voids between pavers provide drainage.



NATURAL



STANDARD
10 1/4 x 10 1/4 x 3/8"
26 x 26 x 8cm

Laying patterns available at Unilock.com.



Please contact your Unilock® representative for more details about custom colors and textures. Minimum quantities may apply.



Winter Mist

NATURAL STONE

COLORS*



GREYFIELD SANDSTONE



SILVER BIRCH SANDSTONE



STONE CLIFF GREY SANDSTONE



AUTUMN HARVEST SANDSTONE



INDIAN COAST SANDSTONE



BLACK RIVER LIMESTONE



BLACK OYSTER GRANITE



CASTLE GREY GRANITE



GALAXY FROST GRANITE



POLAR WHITE GRANITE



TUNGSTEN GREY GRANITE



SABLE BLACK GRANITE




Indian Coast



Prairie Rose with Prairie Rose natural edge coping


The Unilock® commitment to quality and lifetime guarantee, now extends to an impressive array of premium Natural Stone from Europe and Asia. Natural Stone from Unilock features low water absorption, excellent freeze-thaw durability and flexural strength. Precisely cut and calibrated, the stone's natural beauty is enhanced with a variety of surface treatments.

SPECIAL ORDER COLORS*




SPECIAL ORDER

NIAGARA VALLEY SANDSTONE




SPECIAL ORDER

PRAIRIE ROSE SANDSTONE




SPECIAL ORDER

HEARTHSTONE LIMESTONE



SPECIAL ORDER

MIDNIGHT SHADOW LIMESTONE



SPECIAL ORDER

WINTER MIST LIMESTONE




SPECIAL ORDER

RENAISSANCE GOLD LIMESTONE




SPECIAL ORDER

MOLTEN GREY LAVASTONE




SPECIAL ORDER

GRAPHITE LAVASTONE




SPECIAL ORDER

MICA GREY QUARTZITE




SPECIAL ORDER

LEGATO PRE-MIX A SANDSTONE



SPECIAL ORDER

LEGATO PRE-MIX B SANDSTONE



SPECIAL ORDER

LEGATO PRE-MIX C SANDSTONE

LOOKING FOR MORE INFORMATION?
 Contact us at 1-800-UNILOCK to receive your free Natural Stone catalog today!

SPEAK TO YOUR CONTRACTOR OR A LOCAL UNILOCK AUTHORIZED DEALER FOR MORE INFORMATION ABOUT SIZES AND AVAILABILITY.



DaVinci Birch

PORCELAIN TILE

DEL CONCA



DAVINCI BIRCH



DAVINCI DRIFTWOOD



EPOKAL BEIGE



EPOKAL BEIGE SCURO



EPOKAL GREY

DEL CONCA USA



GOTHAM NERO



GOTHAM BEIGE



GOTHAM GREY



TRAVSTONE BEIGE



TRAVSTONE NOCE



Graustein - Deck overlay application
Grill Island - Lineo™ Dimensional Stone

Premium quality porcelain landscape tile from Unilock is perfect for concrete overlay applications. The sleek style and sophistication is coupled with realistic textures, slip resistance and long-term performance. Its low profile thickness makes it ideal as a concrete or wooden deck overlay product, especially where installations have height or weight constraints.

CERAMICHE
• CÆSAR •
LA CULTURA DELLA MATERIA



BEOLA BIANCA



GRAUSTEIN



GOLDEN TAN

**LOOKING FOR
MORE INFORMATION?**

Contact us at 1-800-UNILOCK
to receive your free Porcelain
Tile catalog today!



Epokal Grey

SPEAK TO YOUR LOCAL UNILOCK TERRITORY MANAGER FOR MORE INFORMATION ABOUT SIZES AND AVAILABILITY.



Grill Island, Seat Wall & Firepit - Sierra Pavers - Artline™ (Granite Fusion) with Town Hall™ (Basalt) accent and LedgeStone™ (Buff) coping & pillar cap

LINEO™ DIMENSIONAL STONE

Contemporary and sleek lines with a linear multi-length plank look. Ideal for garden walls, pillars and other outdoor vertical elements, Lineo Dimensional Stone offers up modern design and exceptional flexibility.



24 x 4 x 8"
60 x 10 x 20cm



20 x 4 x 8"
50 x 10 x 20cm



16 x 4 x 8"
40 x 10 x 20cm

PILLAR UNIT / CORNER UNIT



16 x 4 x 8"
40 x 10 x 20cm



12 x 4 x 8"
30 x 10 x 20cm

RANDOM BUNDLE - ALL UNITS




29 x 29 x 4"
74 x 74 x 10cm

PILLAR CAP

For Lineo Dimensional Stone pillar we recommend using LedgeStone 29" x 29" pillar cap. See page 118 for color options.

For coping options we recommend using Natural Stone (page 104) or LedgeStone (page 118).



Pillar and Wall - Granite Blend with Series 3000 (Black Granite) accent and Ledgestone™ (Grey) coping and pillar cap Pavers - Artline™ (Granite Fusion and Granite Blend) with Series 3000 (Black Granite) accent



SEE VIDEO FOOTAGE AT [UNILOCK.COM](https://unilock.com)

Midnight Charcoal with Granite Blend accent

COLORS*



GRANITE BLEND



MIDNIGHT CHARCOAL



SANDSTONE

For more information visit [Unilock.com](https://unilock.com).



SIERRA



Coastal Slate with Umbriano® (Winter Marvel) paver

RIVERCREST® WALL

Stacked flagstone has been used for centuries for small garden walls and pillars. With the award-winning Rivercrest Wall, you get the character and flexibility of natural stone combined with the durability and affordability of concrete.



RANDOM BUNDLE



JUMPER BUNDLE



In 2013, Rivercrest Wall received the "red dot" award for high design quality and innovation.

reddot www.registration.pd.red-dot.de

REALA™ TECHNOLOGY

Ultra realistic textures are cast from natural stone, brick and historic cobblestones.

For coping options we recommend using Natural Stone (page 104) or Ledgestone (page 118).



Pillar System Buff with LedgeStone™ (Buff) steps



SEE VIDEO FOOTAGE AT UNILOCK.COM

Coastal Slate with Natural Stone (Black River) coping

COLORS*



BUFF



COASTAL SLATE



LONG CORNER UNIT
12 x 9-10 x 2¼"
31 x 23-25 x 6cm



SHORT CORNER UNIT
10 x 9-10 x 2¼"
25 x 23-25 x 6cm



JUMPER CORNER UNIT
12 x 9-10 x 4½"
31 x 23-25 x 11.4cm

CORNER BUNDLE



RIVERCREST FIREPIT KIT

See page 122 for more information.

RAPID PILLAR SYSTEM



PILLAR UNIT
20 x 20 x 4½"
50 x 50 x 11.4cm

Pillar cap sold separately.

For more information visit Unilock.com.



Sierra with Il Campo® (Dark Charcoal) accent and Ledgestone (Buff) coping

BRUSSELS DIMENSIONAL STONE®

This product mirrors the appearance of weathered natural stone. The beauty of Brussels Dimensional Stone, is its incredible flexibility to construct planter walls, steps, pillars, outdoor kitchens and many other landscape features.



STANDARD
12 x 4 x 8"
30 x 10 x 20cm

Round



Square



SUNSET FIREPIT KITS

Available Colors: Desert Sand, Mahogany Ash and Sandstone.
See page 122 for more information.



Sandstone with Town Hall® (Basalt) accent and Brussels Fullnose (Sandstone) coping and Ledgestone™ (Buff) pillar caps



Sierra with Series 3000® (Black Granite) accent and Ledgestone™ (Buff) coping

COLORS*



DESERT SAND



LIMESTONE



MAHOGANY ASH



SANDSTONE



SIERRA



MIDNIGHT CHARCOAL

For more information visit Unilock.com.



Winter Marvel with LedgeStone™ (Grey) coping and pillar cap

BELMURO™ WALL

A contemporary wall design available in Umbriano® finish that will easily complement or harmonize with your paver choice. Natural Stone or LedgeStone coping are perfect design partners.

COLORS*



AUTUMN SUNSET



MIDNIGHT SKY



SUMMER WHEAT



WINTER MARVEL



FULL UNIT
20 x 10 x 6½"
50.5 x 25.2 x 16.5cm



CORNER UNIT
20 x 10 x 6½"
50.5 x 25.2 x 16.5cm



HALF UNIT
10 x 10 x 6½"
25.2 x 25.2 x 16.5cm



COPING
20 x 13.2 x 2½"
50.5 x 33 x 5cm

ENDURACOLOR™
PLUS ARCHITECTURAL FINISHES

EASYSOFT™ STAIN RESISTANCE - CF 90
An integral surface protection that allows for easier cleanup of spills when they happen, before a stain can develop.

COLORFUSION™ TECHNOLOGY
A proprietary technology that disperses color randomly to achieve the look of natural granite.

For more information visit Unilock.com.



ENDURACOLOR™

Choose from two finishes both featuring EnduraColor.

IL CAMPO FINISH*



GRANITE BLEND



MIDNIGHT CHARCOAL

Opal Blend with Granite Blend (Il Campo finish) accent and Natural Stone (Black Oyster) coping

ARCHITEXTURES™ WALL

NEW FOR 2017

The ArchiTEXTURES Wall System provides a sleek, linear aesthetic that blends well with both modern and traditional design. With clean lines, subtle edge details, ArchiTEXTURES is designed to reflect and enhance your contemporary spaces.

COLORS*



ALMOND GROVE



GRANITE



MIDNIGHT CHARCOAL



OPAL BLEND



SIERRA



LARGE RECTANGLE
17¾ x 9⅞ x 3⅞"
45 x 25 x 10cm



MEDIUM RECTANGLE
11⅞ x 9⅞ x 3⅞"
30 x 25 x 10cm



SMALL RECTANGLE
9⅞ x 5⅞ x 3⅞"
25 x 15 x 10cm



LEFT CORNER
15¾ x 9⅞ x 3⅞"
40 x 25 x 10cm



RIGHT CORNER
15¾ x 9⅞ x 3⅞"
40 x 25 x 10cm

For coping options we recommend using Natural Stone (page 104) or LedgeStone (page 118).

For more information visit Unilock.com.

RANDOM BUNDLE



Wall - Sierra
Pavers - Beacon Hill™ Flagstone (Granite Fusion)
with Copthorne® (Burgundy Red) accent

PISA2®

The built-in setback design automatically forms the correct slope, ensuring a highly stable retaining wall. Utilizing the product's tapered components, you can form curved walls and steps.

COLORS*



GRANITE



MAHOGANY



NATURAL



NEVADA



SIERRA



STANDARD
8 x 6 x 12"
20 x 15 x 30cm



TAPERED
8 x 6 x 12"
20 x 15 x 30cm



CORNER
12 x 6 x 8"
30 x 15 x 20cm



12" COPING
12 x 3 x 12"
30 x 7.5 x 30cm



24" COPING
24 x 3 x 12"
60 x 7.5 x 30cm

For more information visit Unilock.com.



Natural



Granite

SIENASTONE®

An attractive solution for walls, large outdoor staircases, and heavy-duty applications.

COLORS*

		
BROWN**	GRANITE**	MAHOGANY ASH**
		
NEVADA**	NATURAL	




			
STANDARD 925 48 x 7¼ x 36½" 120 x 18.5 x 92.5cm NATURAL ONLY	STANDARD 500 48 x 7¼ x 20" 120 x 18.5 x 50cm NATURAL ONLY	STANDARD 333 48 x 7¼ x 13½" 120 x 18.5 x 33cm NATURAL ONLY	COPING 48 x 7¼ x 20" 120 x 18.5 x 50cm



**Available only in 48" closed-end coping

STACKSTONE®

Perfect for light duty applications. The tongue-and-groove feature keeps perfect alignment.

COLORS*

		
GRANITE	MAHOGANY	NEVADA

	
STANDARD 8 x 4 x 8" 20 x 10 x 20cm	COPING 8 x 4 x 8" 20 x 10 x 20cm

For more information visit Unilock.com.



Buff



Grey

LEDGESTONE™ STEPS & COPING

Universal coping system with a remarkably natural yet refined appearance. Featuring pitched edges, Ledgestone can be used to cap almost any Unilock® landscape wall.

COLORS*



BUFF



GREY

REALA™ TECHNOLOGY

Ultra realistic textures are cast from natural stone, brick and historic cobblestones.



COPING UNIT
12 x 24 x 2¾"
30.5 x 61 x 7cm



PILLAR CAP
24 x 24 x 3½"
61 x 61 x 9cm



36" LEDGESTONE STEP
36 x 18 x 6"
91.4 x 45.7 x 15.2cm



48" LEDGESTONE STEP
48 x 24 x 6"
122 x 61 x 15.2cm



72" LEDGESTONE STEP
72 x 24 x 6"
122 x 61 x 15.2cm

For more information visit Unilock.com.



Sandstone



Sandstone with Courtstone® (Basalt) accent

BRUSSELS FULLNOSE™

Perfect for when a hard edge or corner is not part of your landscape plan. Smooth, rounded exposed edge, makes it ideal for the front of steps, edging around pools, and driveways or walkways.

COLORS*



DESERT SAND



LIMESTONE



MAHOGANY ASH



SANDSTONE



SIERRA



MIDNIGHT CHARCOAL
NEW FOR 2017



STANDARD
6 x 12 x 2 3/4"
15 x 30 x 7cm

For more information visit Unilock.com.



Rivercrest® Wall



Lineo® Dimensional Stone

VERTICAL FEATURES

- FIREPLACES
- PILLARS
- GRILL ISLANDS
- WATER FEATURES
- FIRE FEATURES



Brussels Dimensional Stone®



Lineo® Dimensional Stone



Brussels Dimensional Stone

FIREPLACES

Unilock® pre-built fireplaces are available to ship immediately and can be installed in a day, so you're able to enjoy a warm fire right away. The units come complete with a stainless steel firebox, pipe and metal termination cap, and are factory made so the look is consistent with the photos shown. Your satisfaction is guaranteed by Unilock.



VENTANA

The Ventana pre-built fireplace is constructed with Lineo™ Dimensional Stone (page 108).



TUSCANY

The Tuscany pre-built fireplace is constructed from Brussels Dimensional Stone® (112) and Copthorne® (page 78) accents.



MODA

The Moda pre-built fireplace is constructed from Lineo Dimensional Stone (page 108) and Series 3000® (page 80) accent.



BELLA

The Bella pre-built fireplace is constructed from Rivercrest® Wall (page 110).

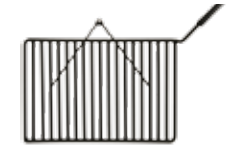


LOOKING FOR SOMETHING DIFFERENT? Speak to your contractor about using Unilock products to build a custom fireplace that's just right for your project.

Units and colors may not be exactly as shown.

FIREPIT KITS

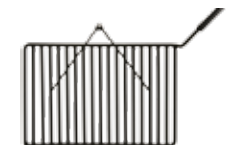
RIVERCREST FIREPIT KIT This firepit kit is built with the Rivercrest® Wall. See page 110 for color options.



FIREPIT GRILL

Firepit grill is included and fits securely into the firepit.

SUNSET FIREPIT KIT This firepit kit uses Brussels Dimensional Stone®. See page 112 for color options.



FIREPIT GRILL

Firepit grill is included and fits securely into both the round or square firepit designs.



SQUARE

FIRE FEATURES



LINEO™ DIMENSIONAL STONE

The linear fire table above is built with Lineo Dimensional Stone (page 108).



RIVERCREST™ WALL

This firepit feature is built with Rivercrest Wall (page 110) and Natural Stone coping (page 104).



RIVERCREST WALL

This unique fire table is built using Rivercrest Wall (page 110) and LedgeStone™ coping (page 118).



BRUSSELS DIMENSIONAL STONE™

This firepit feature is built with Brussels Dimensional Stone (page 112) and LedgeStone coping (page 118). The accent paver used is Copthorne® (page 78).



LINEO™ DIMENSIONAL STONE

This contemporary firepit feature is built with Lineo Dimensional Stone (page 108) and LedgeStone coping (page 118).



REMEMBER To ensure a long lasting fire feature, direct exposure to extreme heat from an open flame should be avoided. Always construct fire features with a protective heat barrier such as a metal insert, refractory blocks or approved firebrick to prevent potential heat damage.



LOOKING FOR SOMETHING DIFFERENT? Speak to your contractor about using Unilock products to build a custom fire feature that's just right for your project.

WATER FEATURES




LINEO™ DIMENSIONAL STONE

The pool-side water feature shown above is built using Lineo Dimensional Stone (page 108) and Ledgestone™ coping (page 118). The accent paver used is also Lineo Dimensional Stone.




BRUSSELS DIMENSIONAL STONE™

This water feature is built with Brussels Dimensional Stone (page 112) and Natural Stone coping (page 104). The accent paver is Town Hall™ (page 76).



LINEO DIMENSIONAL STONE

This modern water feature is built with Lineo Dimensional Stone (page 108) and Natural Stone coping (page 104). The accent paver used is also Lineo Dimensional Stone.



RIVERCREST™ WALL

This unique water feature is built using Rivercrest Wall (page 110) and Natural Stone coping (page 104).



LOOKING FOR SOMETHING DIFFERENT? Speak to your contractor about using Unilock products to build a custom water feature that's just right for your project.

GRILL ISLANDS



RIVERCREST™ WALL

This unique grill island is built using Rivercrest Wall (page 110).



BRUSSELS DIMENSIONAL STONE™

The grill island shown here is built with Brussels Dimensional Stone (page 112) and LedgeStone™ coping (page 118). The accent paver used is Series 3000® (page 80).



LINEO™ DIMENSIONAL STONE

This modern grill island is built using Lineo Dimensional Stone (page 108).



RIVERCREST™ WALL

This custom grill island is built using Rivercrest Wall (page 110).



LOOKING FOR SOMETHING DIFFERENT? Speak to your contractor about using Unilock products to build a custom grill island that's just right for your project.

PILLARS



BRUSSELS DIMENSIONAL STONE™

This multi-level pillar, step and wall feature is built using Brussels Dimensional Stone (page 112) and Ledgestone™ coping and pillar cap (page 118). The accent paver used is Cophthorne® (page 78).



BRUSSELS DIMENSIONAL STONE

This pillar is built with Brussels Dimensional Stone (page 112) and Ledgestone pillar cap (page 118) and Brussels Fullnose™ (page 119) coping. Series 3000® (page 80) accent.



LINEO™ DIMENSIONAL STONE

This modern pillar is built with Lineo Dimensional Stone (page 108) and Ledgestone coping and pillar cap (page 118). The accent paver used is Series 3000 (page 80).



RIVERCREST™ PILLAR UNIT

The pillar shown above is built using the Rivercrest® Wall Pillar System and the garden wall used is also Rivercrest Wall (page 110). The coping and pillar cap used are Natural Stone (page 104).



LOOKING FOR SOMETHING DIFFERENT? Speak to your contractor about using Unilock products to build a custom pillar that's just right for your project.

COPING & STEP TREADS



BRUSSELS FULLNOSE™
See page 119 for color options.



LEDGESTONE™
See page 118 for color options.



LEDGESTONE™ STEP
See page 118 for color options.



NATURAL STONE
See page 104 for color options.



PISA2™
See page 116 for color options.



SIENASTONE™
See page 117 for color options.


BORDERS AND BANDING IDEAS FOR PAVERS



Richcliff® (Dawn Mist and Pebble Taupe) paver with Cophthorne® (3 Color Blend) accent



Cophthorne® (3 Color Blend) paver with Brussels Block® (Sandstone) accent



Brussels Block® (Sierra) with Cophthorne® (Basalt) accent



Umbriano® (Autumn Sunset) paver with Cophthorne® (3 Color Blend) accent



Courtstone® (Basalt, Belgian Blue and Dawn Mist) with Cophthorne® (3 Color Blend) accent



Richcliff® (Dawn Mist and Pebble Taupe) with Courtstone® (Basalt) accent



Umbriano® (Summer Wheat) with Il Campo® (Heritage Brown and Dark Charcoal) accents



Beacon Hill™ Flagstone (Sierra) with Cophthorne® (3 Color Blend) and Series 3000® (Black Granite) accents



Richcliff® (Dawn Mist) with Il Campo® (Dark Charcoal) accent



Artline® (Granite Fusion) with Series 3000® (Black Granite) accent



Thornbury™ (Sierra) with Town Hall® (Basalt) and Brussels Block® (Sandstone) accent



Brussels Block® (Limestone) with Courtstone® (Basalt) accent

BORDERS AND BANDING IDEAS FOR WALLS



Brussels Dimensional Stone® (Sierra) with Copthorne® (3 Color Blend) accent and Ledgestone™ (Buff) coping.



Brussels Dimensional Stone (Sierra) with Unigranite® (Dark Charcoal) accent and Brussels Block® XL coping.




Lineo™ Dimensional Stone (Granite Blend) with Lineo Dimensional Stone (Midnight Charcoal) accent.



Brussels Dimensional Stone (Sandstone) with Il Campo® (Heritage Brown) accent and Brussels Fullnose™ (Sandstone) coping.



Rivercrest® Wall (Coastal Slate) with Copthorne (Basalt) accent and Ledgestone (Grey) pillar cap.



Rivercrest Wall (Coastal Slate and Buff) with Series 3000 (Black Granite) accent and Ledgestone (Grey) coping.



Lineo Dimensional Stone (Granite Blend) with Series 3000 (Black Granite) accent and Ledgestone (Grey) coping.

INDEX

PRODUCT PHOTOS

ArchiTEXTURES™	115
Artline™	82...10, 12-13, 16, 23, 27, 41, 42
Beacon Hill™ Flagstone	86...4, 8, 19, 26, 33
Beacon Hill™ Smooth	88
Belmuro™ Wall	114
Bristol Valley®	90...6, 19, 27
Brussels Block®	96...30-31, 33-34, 40, 42
Brussels Dimensional Stone®	112...6, 14-15, 19, 20-21, 23, 26-27, 33, 40
Brussels Fullnose™	119...4, 13, 19, 21, 27, 33, 40
Copthorne®	78...8, 16-17, 21, 26-27, 33-35, 42
Courtstone®	74...9, 30-31, 34-35, 38-39
Double Holland™	98
Eco-line®	102
Eco-Optiloc™	103
Eco-Priora™	103
Europaver®	100
Hollandstone™	99
Il Campo®	94...12, 14-15, 19-20
Ledgestone™	118...10, 12-14, 20, 23, 28-29, 39, 41
Lineo™ Dimensional Stone	108...10, 12, 19, 27, 39, 41
Mattoni	93
Natural Stone	104...24-25, 44-45
Pisa2®	116
Porcelain Tile	106...24
Promenade™ Plank Paver	84
Richcliff®	70...9, 23, 36-37, 39
Richcliff® XL	72
Rivercrest® Wall	110...8, 13, 28-30, 39, 40, 44-45
Senzo™	73...8, 29
Series 3000®	80...12-13, 16, 23, 36-37, 40, 42
SienaStone®	117
StackStone®	117
Thornbury™	92...8, 11, 21, 30, 43
Tribeca Cobble	81...Front Cover
Town Hall®	76...7, 10-11, 18, 21, 31-32, 34, 41
Umbriano®	65...6, 13, 14-15, 20, 22-23, 29, 38, 44-45
Unigranite®	101...8
Windermere™	95

TOPICS OF INTEREST

Base Preparation	48
Bedding Material	49
Borders and Banding	61, 128-129
Classic	50
Construction	48
Contractor, Choosing	56
Coping	127
Edge Restraint	49
EnduraColor™	50
EnduraColor™ Plus	50
Environmental	49
Excavation	48
Facemix	50
Firepits	122...10, 13, 19, 23, 27, 44-45
Fireplaces	121...8, 14, 20, 27, 33, 40
Grill Islands	125...10, 14, 21, 27, 33, 36, 40, 44-45
Joint Material	49 & 64
Maintenance	52
Outdoor Idea Center	62
Permeable Pavers	49...76, 102-103
Pillars	126...19, 21, 26-29, 33, 44-45
Project Design	58-61
Project Management Tips	65
Quality	51
Retaining Walls	108-117...8, 28, 30, 40
Sealing	52
Step Treads	127
Technologies	51
3D Design	63
Thru-mix	50
Warranty	131
Water Features	124...6, 10, 19-20, 27, 39, 41, 44

Unilock Ltd. and Hengestone Holdings, Inc. are the owners or authorized users of all trademarks used in this publication unless otherwise specified.

Senzo™ and Umbriano® are trademarks of Metten Stein + Design GmbH & Co KG used under license by Unilock®.

Measurements throughout this portfolio are nominal.

Not all products shown are available at all Unilock locations. Log on to Unilock.com for availability.

*Colors shown in this catalog should be used only as a guide. Colors should always be chosen from actual samples. Contact your local Unilock representative for color availability in your area.

©2016 Hengestone Holdings, Inc.

Quality

FOR US, IT'S PERSONAL

Over 40 years ago, our founder stumbled upon a unique little European product called the Uni-Stone. Intrigued by the benefits of this revolutionary paving method, he decided to license the product and bring the concept to North America. He purchased a basic paver machine from Europe and hired a small staff to produce the stones.



Founder Ed Bryant - circa 1972

In those days, most sales of Unilock® were to large-scale commercial properties and streetscapes. Any lapse in quality would be costly and would jeopardize our owner's personal reputation. So quality was of paramount importance.

From these humble beginnings, through to the multinational company we are today, Unilock has remained a family-owned company that puts quality first. For us, it's not just a matter of dollars and cents, it's our personal reputation that's on the line. Our customers - Homeowners, Contractors, Landscape Designers and Architects, across North America - can rely on us to supply them with **quality product every time.**

TRANSFERABLE LIFETIME GUARANTEE

We introduced the industry's first lifetime guarantee over 30 years ago. And while other manufacturers have tried to imitate it, you just have to see them side by side to get the difference. Theirs are padded with self-protecting fine print and stipulations. Ours is not. For us it's simple. We guarantee that you'll be satisfied with our products and their long-term performance.

Visit Unilock.com to download a copy of our fully transferable Lifetime Guarantee.





BOSTON
(508) 278-4536

BUFFALO
(716) 822-6074

CHICAGO
(630) 892-9191

OHIO
(330) 927-4000

MICHIGAN
(248) 437-7037

MILWAUKEE
(262) 742-3890

NEW YORK
(845) 278-6700

ONTARIO
(416) 646-9000

UNILOCK.COM | 1-800-UNILOCK

